

PLY GEM WINDOWS *PERSPECTIVE Multi-Slide Patio Door (HVHZ Non-Impact)*

PlyGem
RESIDENTIAL SOLUTIONS
A Division of Cornerstone Building Brands
433 N. MAIN ST.,
PO BOX 559,
ROCKY MOUNT, VA 24151
PH: 540-484-6348
FX: 540-484-6683

NOTES:

- THIS INSTALLATION HAS BEEN EVALUATED FOR USE IN LOCATIONS ADHERING TO THE FLORIDA BUILDING CODE INCLUDING THE HVHZ, AND WHERE PRESSURE REQUIREMENTS AS DETERMINED BY ASCE 7 MINIMUM DESIGN LOADS FOR BUILDINGS AND OTHER STRUCTURES DO NOT EXCEED THE DESIGN PRESSURE RATINGS HEREIN.
- WHEN USED IN AREAS REQUIRING IMPACT PROTECTION, THIS PRODUCT REQUIRES THE USE OF APPROVED IMPACT PROTECTIVE DEVICES (SHUTTERS).
- ANCHOR TYPE, SIZE, SPACING, EMBEDMENT, AND EDGE DISTANCE SHALL BE AS SPECIFIED IN THESE DRAWINGS. USE APPROPRIATE ANCHORAGE FROM TABLE I ACCORDING TO SUBSTRATE TYPE. A MINIMUM CENTER-TO-CENTER SPACING SHALL BE MAINTAINED BETWEEN ALL INSTALLATION FASTENERS IN ANY DIRECTION.
- ANCHOR EMBEDMENT TO SUBSTRATE SHALL BE BEYOND WALL DRESSING OR STUCCO. FOR MASONRY OPENINGS WITH WOOD BUCKS LESS THAN 1-1/2" THICK, EMBEDMENT SHALL BE BEYOND WOOD BUCKS, IF USED, AND INTO MASONRY SUBSTRATE. WOOD BUCKS WITH MASONRY ARE OPTIONAL.
- WOOD, METAL, OR MASONRY OPENINGS, BUCKS, AND BUCK FASTENERS, BY OTHERS, SHALL BE PROPERLY DESIGNED AND INSTALLED BY OTHERS TO TRANSFER SUPERIMPOSED LOADS TO THE STRUCTURE. ADEQUACY OF THE STRUCTURE TO RECEIVED THESE LOADS SHALL BE VERIFIED BY THE CONTRACTOR OR AUTHORITY HAVING JURISDICTION (AHJ).
- IT IS THE RESPONSIBILITY OF THE ARCHITECT OR ENGINEER OF RECORD OR AS APPROVED BY THE AHJ TO SELECT PLY GEM PRODUCTS TO MEET ALL APPLICABLE LOCAL LAWS, BUILDING CODES, ORDINANCES, OR OTHER SAFETY REQUIREMENTS FOR EACH INSTALLATION.
- SHIMS ARE REQUIRED WHERE GAPS OF GREATER THAN 1/16" EXIST BETWEEN OPENING AND FRAME. MAX. SHIM STACK IS 1/4". SHIMS SHALL BE LOAD-BEARING AND CAPABLE OF TRANSFERRING LOADS TO THE SUBSTRATE.
- SEALING AND FLASHING STRATEGIES FOR OVERALL WATER INFILTRATION RESISTANCE OF THE INSTALLED PRODUCT SHALL BE THE RESPONSIBILITY OF OTHERS USING ASTM E 2112 AND IS NOT ADDRESSED BY THIS DOCUMENT.
- INSTALLED GLAZING SHALL COMPLY WITH ASTM E 1300.
- ALL FASTENERS PENETRATING INTO PRESSURE TREATED WOOD SHALL BE CAPABLE OF PREVENTING CORROSION DUE TO REACTION WITH PRESSURE TREATMENT CHEMICALS. ANY DISSIMILAR MATERIALS THAT COME INTO CONTACT SHALL BE PROTECTED TO PREVENT REACTIONS IN ACCORDANCE WITH CODE REQUIREMENTS.
- A WIND LOAD DURATION FACTOR $C_d = 1.6$ WAS USED FOR THE ANALYSIS OF WOOD SCREWS ONLY.
- PRODUCTS SHALL BE CONSTRUCTED AS SPECIFIED IN TEST REPORTS 11835.06/10/11/12/13/14/15/17/18/19/22-106-II-R0, 11835.02/16-106-II-RI, 11835.05/07-106-II-R2 AND 11835.03-106-I2-RI BY MOLIMO ARCHITECTURAL PRODUCT TESTING.
- POCKET WALL/CAVITY IS NOT PART OF THIS APPROVAL AND REVIEWED BY THE AUTHORITY HAVING JURISDICTION (AHJ).
- USE A BACKER ROD ON ALL JOINTS >3/4" DEEP AND/OR WIDER THAN 1/4". FINISHED CAULK JOINT SHOULD BE A MINIMUM OF 3/8" DEEP.

SIZE CHART					
OVERALL FRAME MAX. SIZE		PERFORMANCE RATING	DESIGN PRESSURE	MIN. SILL RISER	INSTALLATION METHOD
WIDTH	HEIGHT				
353"	96"	LC-PG50	+50/-50 PSF	1-3/4"	NAIL FIN OR THROUGH FRAME
186"	120"		+50/-50 PSF		

PANEL SIZE CHART				
PANEL CALL SIZE	PANEL MAX. SIZE	MAX D.L.O.		GLAZING DETAIL TYPE
		WIDTH	HEIGHT	
3-0 8-0	37-1/8" x 93-1/8"	28-1/8"	84-1/16"	1 OR 2
3-0 10-0	37-1/8" x 117-1/8"	28-1/8"	108-1/8"	2
4-0 8-0	49-1/8" x 93-1/8"	40-1/8"	84-1/16"	1 OR 2
4-0 10-0	49-1/8" X 117-1/8"	40-1/8"	108-1/8"	2
5-0 8-0	61-1/8" x 93-1/8"	52-1/8"	84-1/16"	2

TABLE OF CONTENTS	
SHEET	SHEET DESCRIPTION
1	SIZE CHART, PANEL SIZE CHART & GENERAL NOTES
2	TABLE I: INSTALLATION FASTENERS
3	CONFIGURATIONS & ELEVATIONS
4	HORIZONTAL SECTION DETAILS
5	VERTICAL SECTION DETAILS
6-23	ANCHOR LAYOUTS
24	P-HOOK ANCHOR LAYOUT DETAILS
25	GLAZING DETAILS & SPLICE DETAILS
26	BILL OF MATERIAL
27	COMPONENTS

TITLE: PERSPECTIVE MULTI-SLIDE PATIO DOOR HVHZ NON-IMPACT NOTES & PANEL SIZE & SIZE CHARTS	DATE	09.05.23			
	BY	LMH			
	REVISION DESCRIPTION				
	NO.	A	N22-023 ADDED TEST SIZES		
DATE:	05/16/22	DWN BY:	LMH	CHK BY:	
				SCALE:	NTS



09/17/2023
LUCAS A. TURNER, P.E.
FL PE # 58201
TURNER ENGINEERING & CONSULTING, INC.
(COA # 29779)
2428 OLD NATCHEZ TRACE TRAIL, CAMDEN, TN 38320
PH. 941-380-1574

FL#: 41161

DWG #: PGW332

SHEET: 1 OF 27

PERFORMANCE GRADE LC-PG50 (HVHZ-NON IMPACT)


TABLE I: INSTALLATION FASTENERS TABLE

ID	FRAME LOCATION	SUBSTRATE TYPE	ANCHOR TYPE	MIN. EDGE DISTANCE	MIN. EMBED.	MIN. ON CENTER SPACING	PANEL WIDTH					
							UP TO 3-0 10-0 MAX.		UP TO 4-0 10-0 MAX.		UP TO 5-0 8-0 MAX.	
							HEAD & SILL CLUSTERS QUANTITY	JAMB O.C. SPACING	HEAD & SILL CLUSTERS QUANTITY	JAMB O.C. SPACING	HEAD & SILL CLUSTERS QUANTITY	JAMB O.C. SPACING
A	HEAD/SILL/JAMB	CONCRETE (2 KSI MIN.)	1/4" ITW TAPCON W/ADVANCED THREADFORM TECHNOLOGY COATED CARBON STEEL	1-1/2"	1-3/4"	4"	3	16-3/4"	3	16-3/4"	3	16-3/4"
B	JAMBS ONLY	HOLLOW OR GROUT-FILLED CMU (ASTM C-90)	1/4" ITW TAPCON W/ADVANCED THREADFORM TECHNOLOGY COATED CARBON STEEL	2"	1"	4"	N/A	15-1/4"	N/A	15-1/4"	N/A	15-1/4"
C	HEAD/SILL/JAMB	CONCRETE (3.05 KSI MIN.)	1/4" DEWALT ULTRACON+, COATED CARBON STEEL	1"	1-3/8"	4"	4	15-1/4"	5	15-1/4"	5	15-1/4"
D	HEAD/SILL/JAMB	CONCRETE (3.05 KSI MIN.)	1/4" DEWALT ULTRACON+, COATED CARBON STEEL	2-1/2"	1-3/8"	4"	3	16-3/4"	3	16-3/4"	3	16-3/4"
E	JAMBS ONLY	HOLLOW CMU (ASTM C-90)	1/4" DEWALT ULTRACON+, COATED CARBON STEEL	1"	1-1/4"	3"	N/A	15-1/4"	N/A	15-1/4"	N/A	15-1/4"
F	JAMBS ONLY	HOLLOW CMU (ASTM C-90)	1/4" DEWALT ULTRACON+, COATED CARBON STEEL	2-1/2"	1-1/4"	3"	N/A	16-3/4"	N/A	16-3/4"	N/A	16-3/4"
G	JAMBS ONLY	GROUT-FILLED CMU (ASTM C-90)	1/4" DEWALT ULTRACON+, COATED CARBON STEEL	1"	1-1/4"	4"	N/A	16-3/4"	N/A	16-3/4"	N/A	16-3/4"
H	HEAD/SILL/JAMB	CONCRETE (3 KSI MIN.)	1/4" HILTI KWIK-CON+, COATED CARBON STEEL	2-1/2"	1"	2"	3	16-3/4"	3	16-3/4"	3	16-3/4"
I	JAMBS ONLY	HOLLOW OR GROUT-FILLED CMU (ASTM C-90)	1/4" HILTI KWIK-CON+, COATED CARBON STEEL	2-1/2"	1"	4"	N/A	16-3/4"	N/A	16-3/4"	N/A	16-3/4"
J	HEAD/SILL/JAMB	CONCRETE (2.22 KSI MIN.)	1/4" DEWALT AGGRE-GATOR, 300 STAINLESS STEEL	1-1/2"	1-3/8"	3"	3	16-3/4"	3	16-3/4"	3	16-3/4"
K	JAMBS ONLY	HOLLOW OR GROUT-FILLED CMU (ASTM C-90)	1/4" DEWALT AGGRE-GATOR, 300 STAINLESS STEEL	2"	1-1/4"	3"	N/A	16-3/4"	N/A	16-3/4"	N/A	16-3/4"
L	HEAD/SILL/JAMB	2X MIN. SPRUCE-PINE-FIR WOOD (G>0.42)	#12 GRADE 5 WOOD SCREW	3/4"	1-1/2"	3"	4	16-1/2"	5	16-1/2"	5	16-1/2"
M	HEAD/SILL/JAMB	2X MIN. SOUTHERN PINE WOOD (G>0.55)	#12 GRADE 5 WOOD SCREW	3/4"	1-1/2"	3"	4	16-1/2"	5	16-1/2"	5	16-1/2"
N	HEAD/SILL/JAMB	2X MIN. SPRUCE-PINE-FIR WOOD (G>0.42)	1/4" MASONRY FASTENERS AS LISTED IN THIS TABLE	1"	1-1/2"	3"	4	16-1/2"	5	16-1/2"	5	16-1/2"
O	HEAD/SILL/JAMB	2X MIN. SOUTHERN PINE WOOD (G>0.55)	1/4" MASONRY FASTENERS AS LISTED IN THIS TABLE	1"	1-1/2"	3"	4	16-1/2"	5	16-1/2"	5	16-1/2"
P	HEAD/SILL/JAMB	16 GAUGE (0.060"), MIN. STEEL STUD, 33 KSI YIELD MIN.	#12-14 ITW TEKS, DEWALT DRIL-FLEX, OR HILTI KWIK-FLEX SELF-DRILLING SCREW	1/2"	FULL PLUS 3 THREADS MIN.	3"	3	16-3/4"	3	16-3/4"	3	16-3/4"
Q	HEAD/SILL/JAMB	1/8" ALUM. 6063-T5 MIN. OR 1/8" STEEL 36 KSI MIN.	#12-14 GRADE 5 SELF-TAPPING/DRILLING SCREW	1/2"	FULL PLUS 3 THREADS MIN.	3"	3	16-3/4"	3	16-3/4"	3	16-3/4"

NOTES: -ALL SCREWS SHALL BE PAN OR HEX WASHER HEAD.
 -PRE-DRILLING FOR ANCHORS INTO WOOD IS RECOMMENDED.
 -SEE SHEET 21 FOR P-HOOK DETAILS
 -CONCRETE/MASONRY SHALL NOT BE CRACKED.

PlyGem
 RESIDENTIAL SOLUTIONS
 A Division of Cornerstone Building Brands
 433 N. MAIN ST.,
 PO BOX 559,
 ROCKY MOUNT, VA 24151
 PH: 540-484-6348
 FX: 540-484-6683

TITLE: PERSPECTIVE MULTI-SLIDE PATIO DOOR HVHZ NON-IMPACT TABLE I: INSTALLATION FASTENERS	DATE	09.05.23
	BY	LMH
	REVISION DESCRIPTION	
NO.	A	N22-023 ADDED TEST SIZES
DATE:	05/16/22	
DWN BY:	LMH	
CHK BY:		
SCALE:		NTS



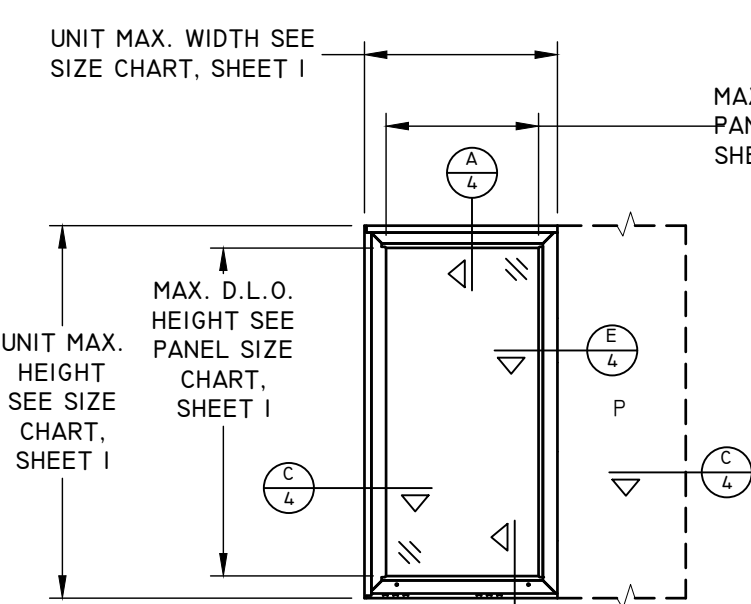
09/17/2023
 LUCAS A. TURNER, P.E.
 FL PE # 58201
 TURNER ENGINEERING &
 CONSULTING, INC.
 (COA # 29779)
 2428 OLD NATCHEZ TRACE
 TRAIL, CAMDEN, TN 38320
 PH. 941-380-1574

FL#: 41161

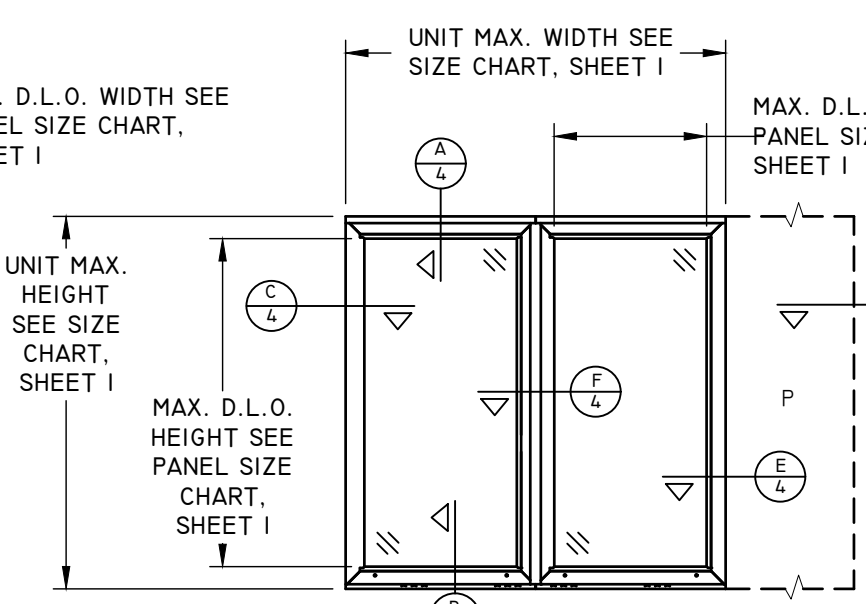
DWG #: PGW332

SHEET: 2 OF 27

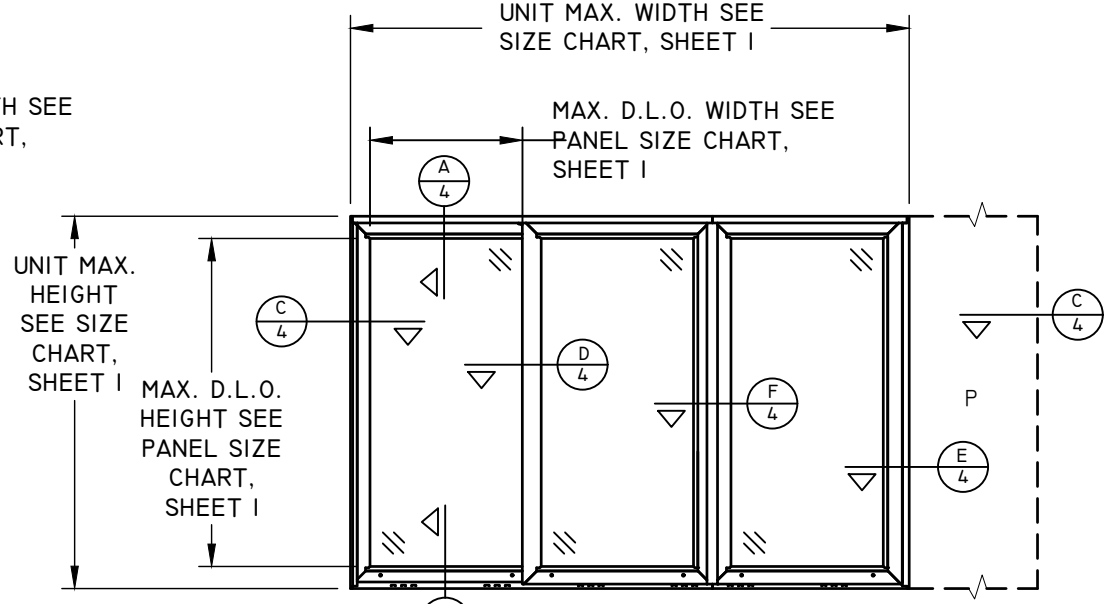
TITLE: PERSPECTIVE MULTI-SLIDE PATIO DOOR HVHZ NON-IMPACT CONFIGURATIONS & ELEVATIONS	DATE	09.05.23
	BY	LMH
	REVISION DESCRIPTION	
NO.	A	N22-023 ADDED TEST SIZES
DATE:	05/16/22	
DWN BY:	LMH	
CHK BY:		
SCALE:		NTS



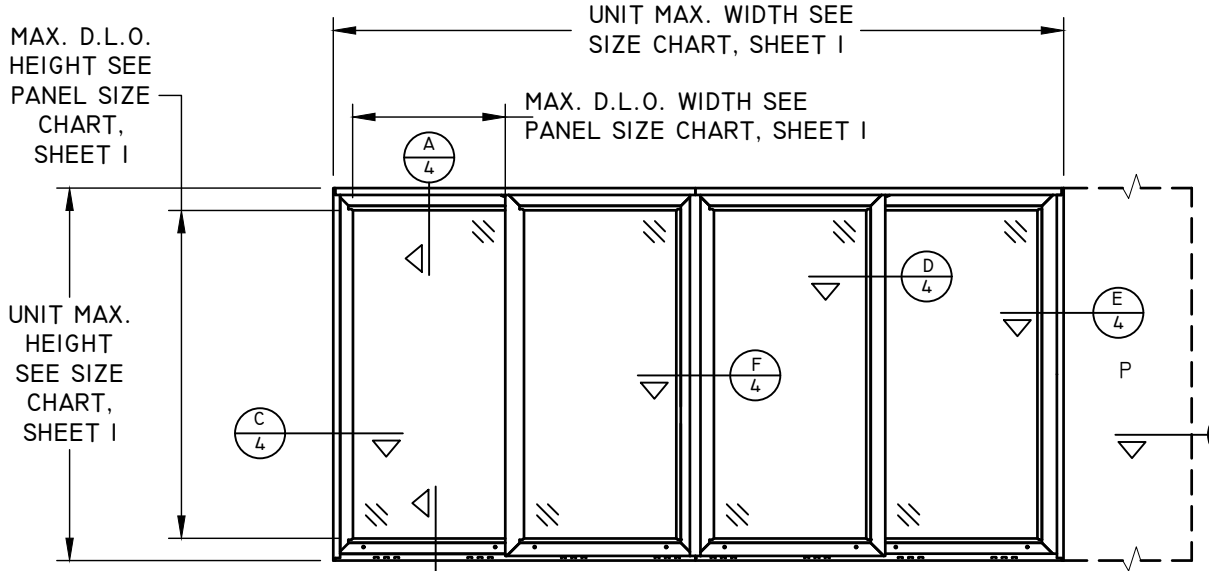
TYPICAL ELEVATION
XP or PX




TYPICAL ELEVATION
XO, OX, XX, PXX, XXP or PX-XP



TYPICAL ELEVATION
XXXXP, PXXX, XXXL, XXO, OXX, OX-O or O-XO



TYPICAL ELEVATION
XXXXP, PXXX, XXXL, XXO, OXX, PXX-XXP or OX-XO



TYPICAL ELEVATION
OXX-XXO or PXXX-XXXX

2 TRACK CONFIGURATIONS		
CONFIGURATION	# OF TRACKS	# OF PANELS
XP	2	1
PX	2	1
XXP	2	2
PXX	2	2
XX	2	2
XO	2	2
OX	2	2
PX-XP	2	2
OX-O	2	3
O-XO	2	3
PXX-XXP	2	4
OX-XO	2	4

3 TRACK CONFIGURATIONS		
CONFIGURATION	# OF TRACKS	# OF PANELS
XXXXP	3	3
PXXX	3	3
XXX	3	3
XXO	3	3
OXX	3	3
PXXX-XXXXP	3	6
OXX-XXO	3	6

4 TRACK CONFIGURATIONS		
CONFIGURATION	# OF TRACKS	# OF PANELS
XXXXP	4	4
PXXXX	4	4
XXXX	4	4
XXXO	4	4
OXXX	4	4

CONFIGURATION NOTES	
CODE	PANEL TYPE
O	FIXED PANEL
X	OPERATING PANEL
P	POCKET
-	BI-PARTING

CONFIGURATION NOTES:
- ALL CONFIGURATIONS ARE AVAILABLE WITH POCKET AT EITHER OR BOTH JAMB LOCATIONS.



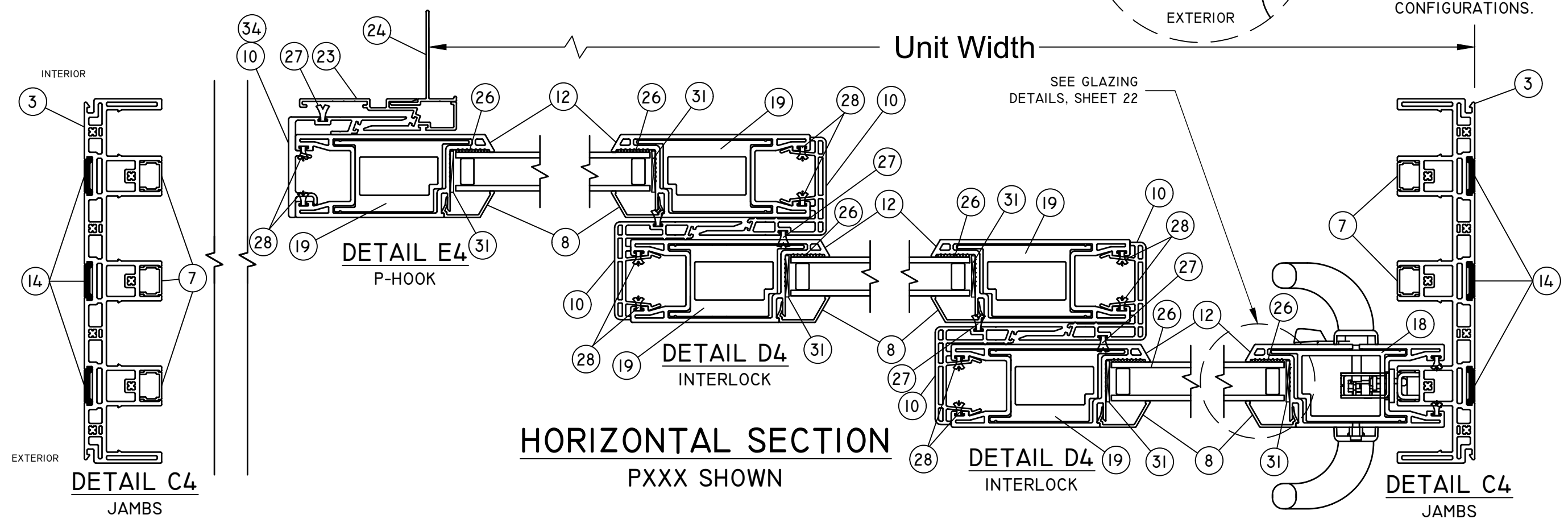
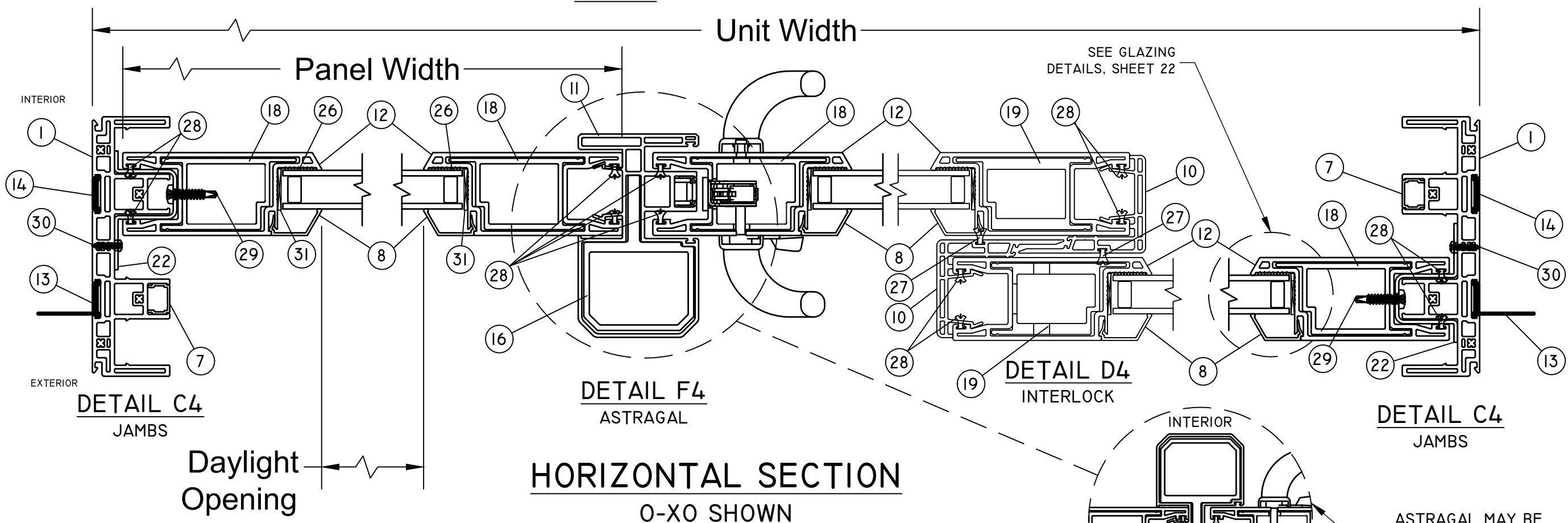
09/17/2023
LUCAS A. TURNER, P.E.
FL PE # 58201
TURNER ENGINEERING & CONSULTING, INC.
(COA # 29779)
2428 OLD NATCHEZ TRACE TRAIL, CAMDEN, TN 38320
PH. 941-380-1574

FL#: **41161**


DWG #: **PGW332**

SHEET: **3 OF 27**

DP50 (HVHZ NON-IMPACT)



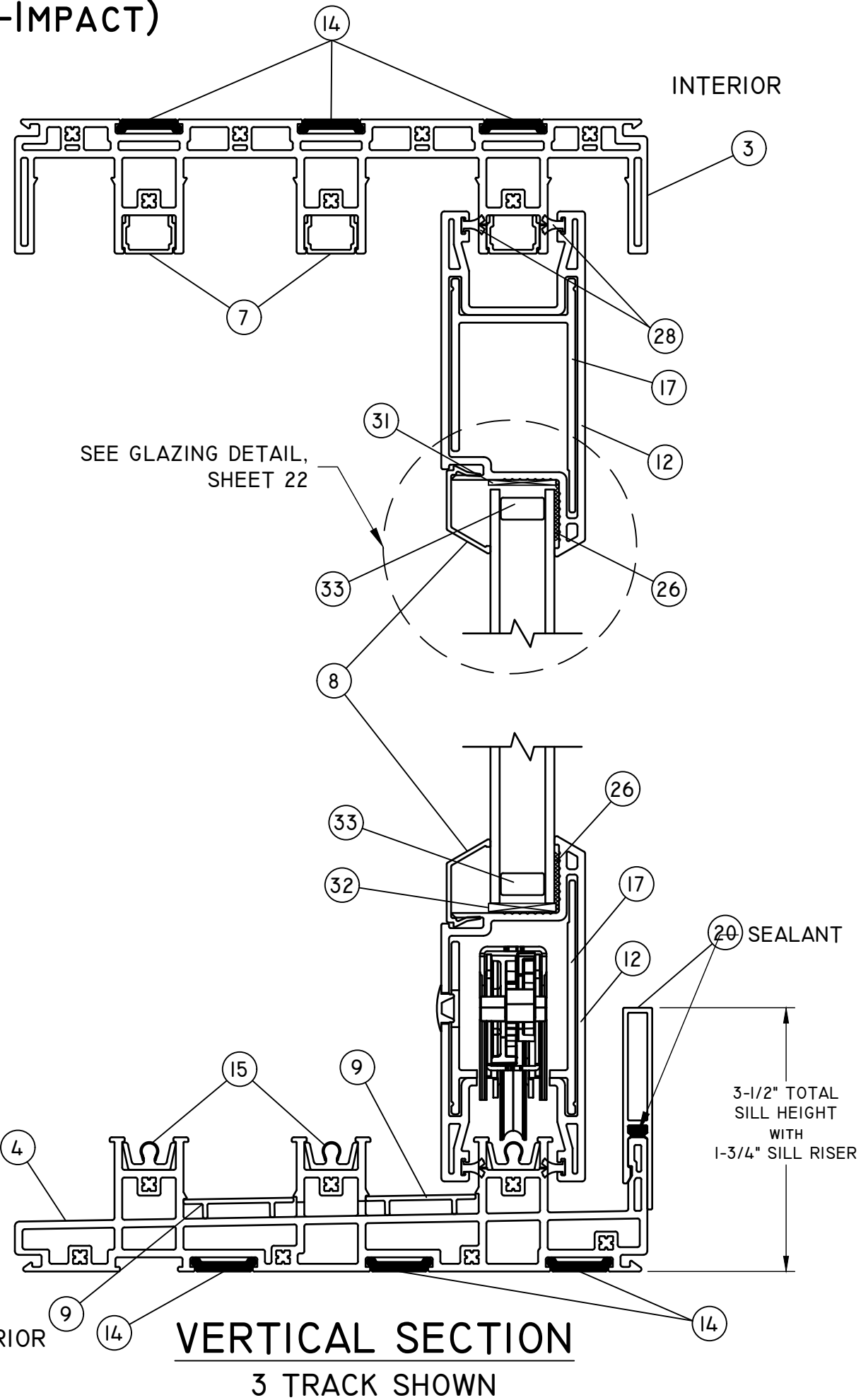
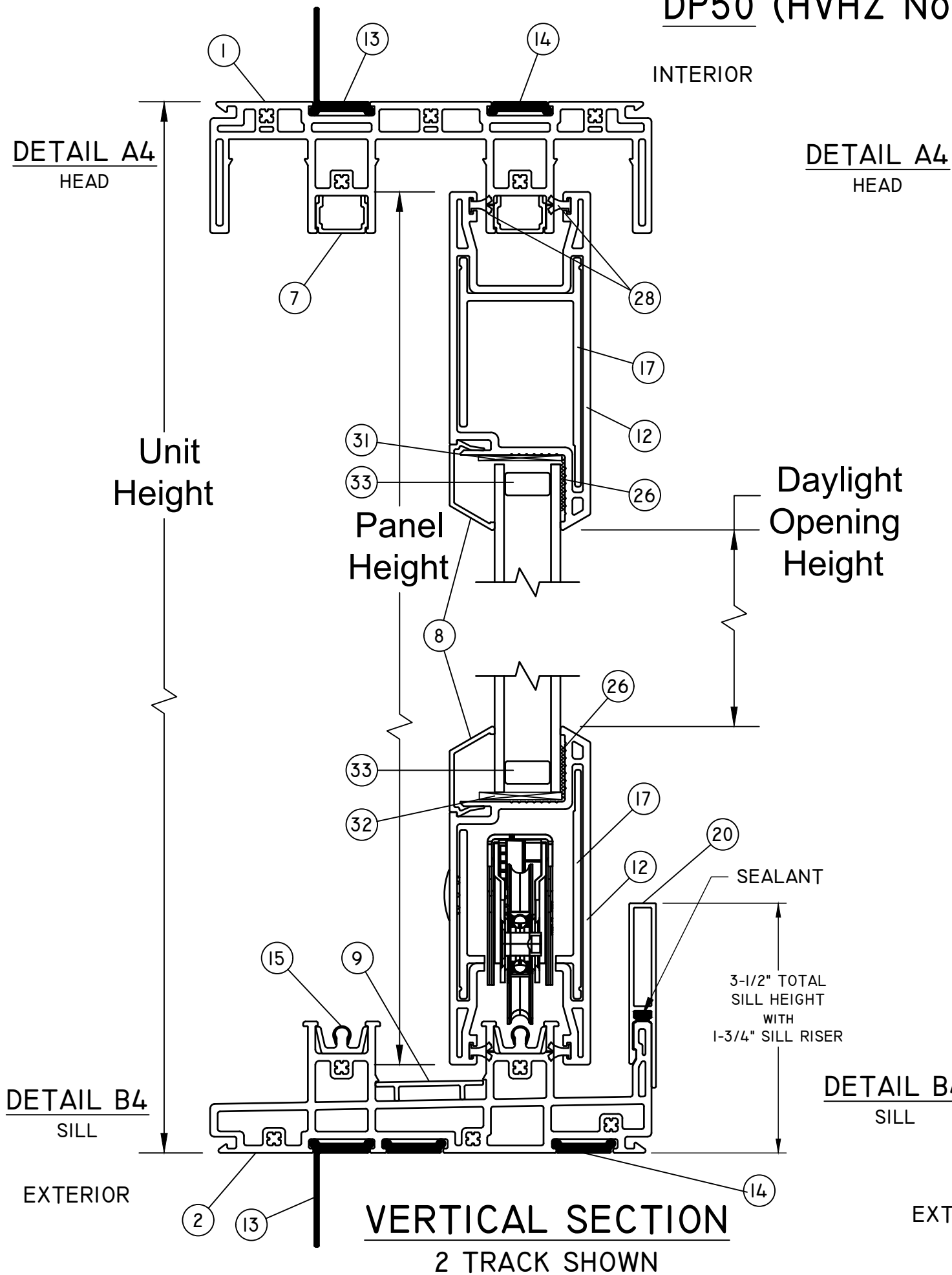
TITLE: PERSPECTIVE MULTI-SLIDE PATIO DOOR HVHZ NON-IMPACT HORIZONTAL SECTION DETAILS	DATE	09.05.23		
	BY	LMH		
REVISION DESCRIPTION	NO.	A	N22-023 ADDED TEST SIZES	
	DATE	05/16/22		
DWN BY:	LMH	CHK BY:		SCALE: NTS



09/17/2023
LUCAS A. TURNER, P.E.
FL PE # 58201
TURNER ENGINEERING & CONSULTING, INC.
(COA # 29779)
2428 OLD NATCHEZ TRACE
TRAIL, CAMDEN, TN 38320
PH. 941-380-1574


FL#:	41161
DWG #:	PGW332
SHEET:	4 OF 27

DP50 (HVHZ NON-IMPACT)



PlyGem
RESIDENTIAL SOLUTIONS
A Division of Cornerstone Building Brands
433 N. MAIN ST.,
PO BOX 559,
ROCKY MOUNT, VA 24151
PH: 540-484-6348
FX: 540-484-6683

TITLE: PERSPECTIVE MULTI-SLIDE PATIO DOOR HVHZ NON-IMPACT VERTICAL SECTION DETAILS	DATE	DATE		
	DWN BY: LMH	BY LMH		
	NO. A	REVISION DESCRIPTION N22-023 ADDED TEST SIZES		
DATE: 05/16/22	DWN BY: LMH	CHK BY:	SCALE: NTS	

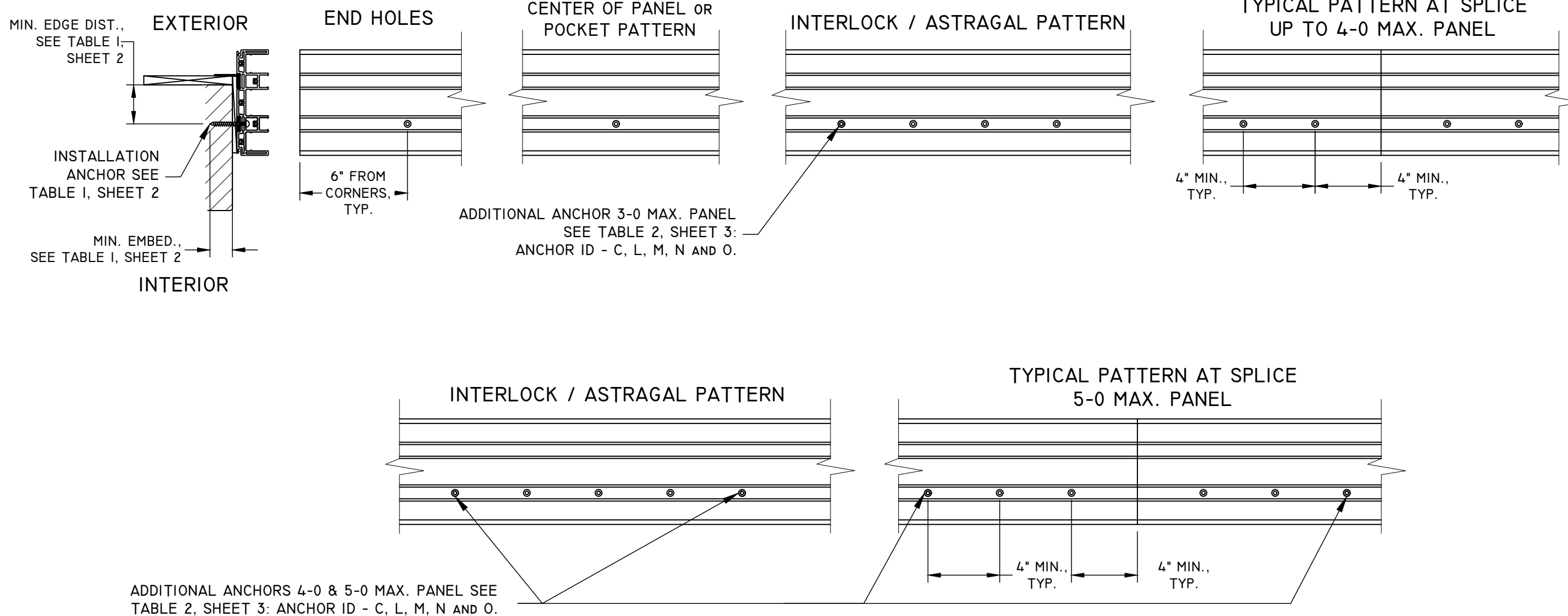


09/17/2023
LUCAS A. TURNER, P.E.
FL PE # 58201
TURNER ENGINEERING &
CONSULTING, INC.
(COA # 29779)
2428 OLD NATCHEZ TRACE
TRAIL, CAMDEN, TN 38320
PH. 941-380-1574

FL#: 41161
DWG #: PGW332
SHEET: 5 OF 27

2 TRACK ANCHOR LAYOUT DETAILS WITH NAIL FIN - HEAD

HEAD - DP50 (HVHZ Non-IMPACT)




NOTES:

1. INSTALLATION HOLES ARE FABRICATED BY MANUFACTURER.
2. SEE TABLE 1, SHEET 2 FOR FASTENER MINIMUM EDGE DISTANCE, EMBEDMENT AND ON CENTER SPACING.
3. 1X WOOD BUCK BY OTHERS IS OPTIONAL FOR MASONRY APPLICATIONS.
4. 1/4" MAX. SHIM STACK.
5. SPLICE DETAIL, SEE SHEET 25.

PlyGem
RESIDENTIAL SOLUTIONS
A Division of Cornerstone Building Brands
433 N. MAIN ST.,
PO BOX 559,
ROCKY MOUNT, VA 24151
PH: 540-484-6348
FX: 540-484-6683

TITLE: PERSPECTIVE MULTI-SLIDE PATIO DOOR HVHZ Non-IMPACT ANCHOR LAYOUT	DATE	09.05.23		
	BY	LMH		
NO.	A			
REVISION DESCRIPTION	N22-023 ADDED TEST SIZES			
DATE	05/16/22	DWN BY:	LMH	CHK BY:
SCALE:				NTS

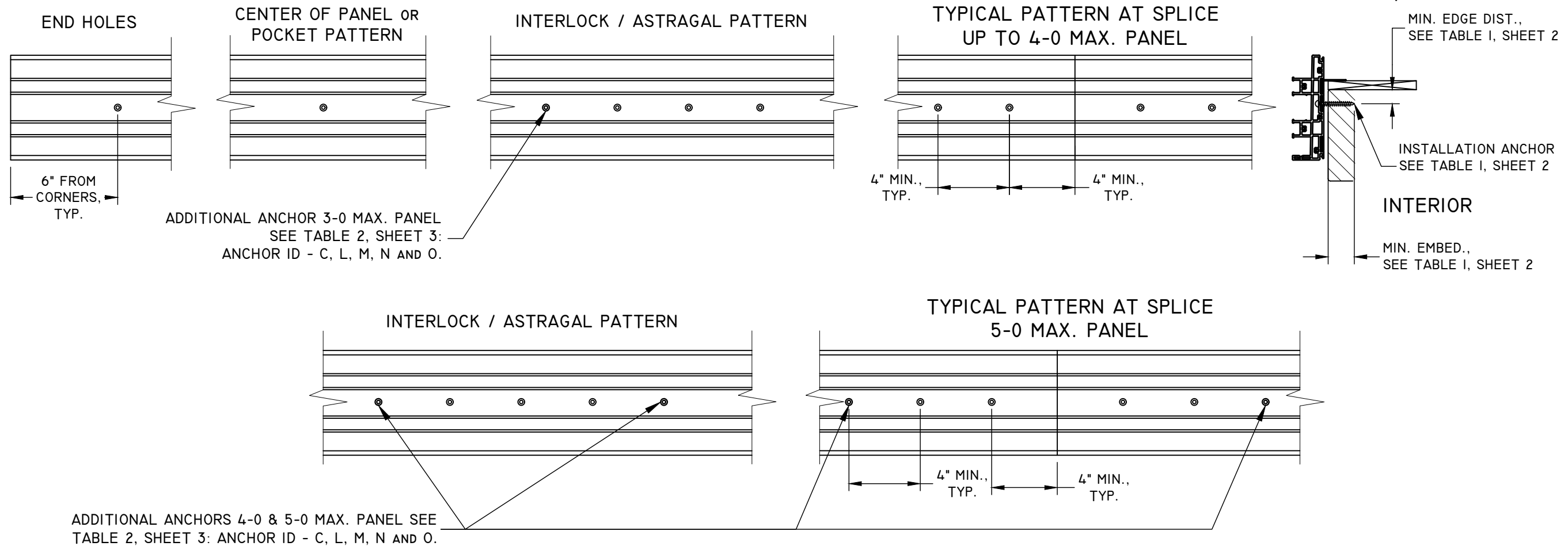


09/17/2023
LUCAS A. TURNER, P.E.
FL PE # 58201
TURNER ENGINEERING & CONSULTING, INC.
(COA # 29779)
2428 OLD NATCHEZ TRACE
TRAIL, CAMDEN, TN 38320
PH. 941-380-1574

FL#: 41161
DWG #: PGW332
SHEET: 6 OF 27

2 TRACK ANCHOR LAYOUT DETAILS WITH NAIL FIN - SILL

SILL - DP50 (HVHZ NON-IMPACT)



ADDITIONAL ANCHORS 4-0 & 5-0 MAX. PANEL SEE TABLE 2, SHEET 3: ANCHOR ID - C, L, M, N AND O.

NOTES:

1. INSTALLATION HOLES ARE FABRICATED BY MANUFACTURER.
2. SEE TABLE 1, SHEET 2 FOR FASTENER MINIMUM EDGE DISTANCE, EMBEDMENT AND ON CENTER SPACING.
3. IX WOOD BUCK BY OTHERS IS OPTIONAL FOR MASONRY APPLICATIONS.
4. SILL NAIL FIN IS OPTIONAL.
5. 1/4" MAX. SHIM STACK.
6. SPLICE DETAIL, SEE SHEET 25.
7. FILL ALL PRE-DRILLED INSTALLATION HOLES WITH EXTERIOR GRADE SEALANT PRIOR TO INSERTING SCREWS AND APPLY SEALANT OVER THE HEAD OF SCREWS ONCE PROPERLY SEATED.

PlyGem
RESIDENTIAL SOLUTIONS
A Division of Cornerstone Building Brands
433 N. MAIN ST.,
PO BOX 559,
ROCKY MOUNT, VA 24151
PH: 540-484-6348
FX: 540-484-6683

TITLE: PERSPECTIVE MULTI-SLIDE PATIO DOOR HVHZ NON-IMPACT ANCHOR LAYOUT	DATE	09.05.23		
	BY	LMH		
NO.	A			
REVISION DESCRIPTION	N22-023 ADDED TEST SIZES			
DATE:	05/16/22	DWN BY:	LMH	CHK BY:
SCALE:				NTS



09/17/2023
LUCAS A. TURNER, P.E.
FL PE # 58201
TURNER ENGINEERING & CONSULTING, INC.
(COA # 29779)
2428 OLD NATCHEZ TRACE
TRAIL, CAMDEN, TN 38320
PH. 941-380-1574

FL#: 41161

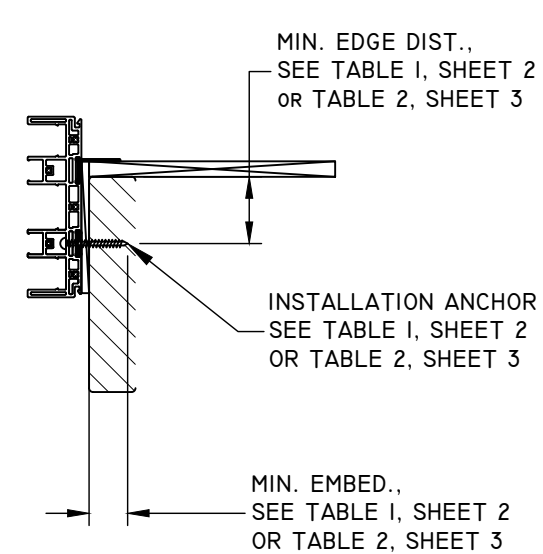
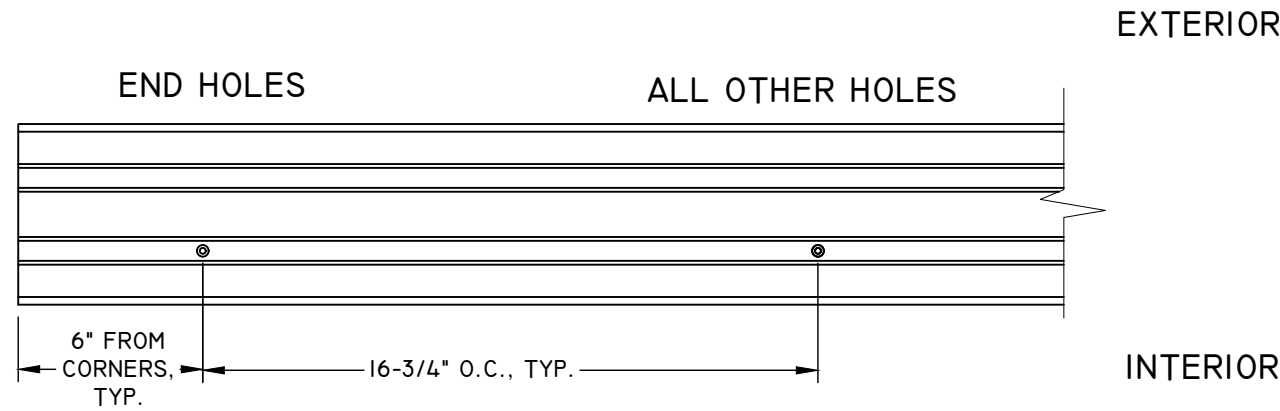
DWG #: PGW332

SHEET: 7 OF 27

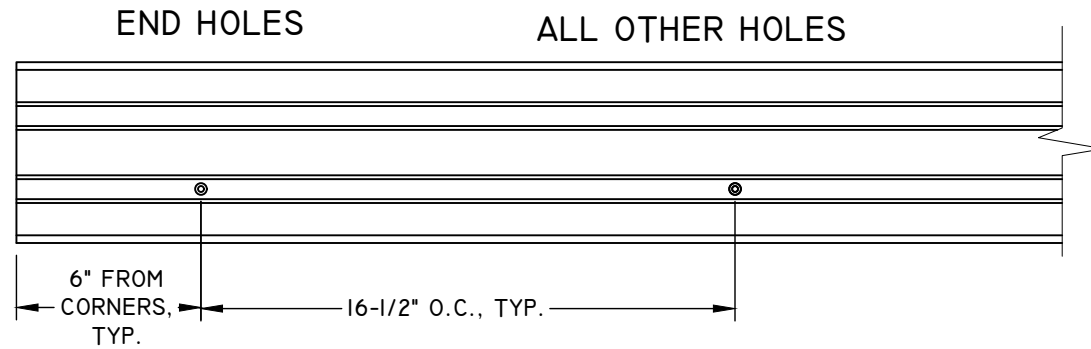
2 TRACK ANCHOR LAYOUT DETAILS WITH NAIL FIN - JAMBS

JAMB - DP50 (HVHZ Non-IMPACT)

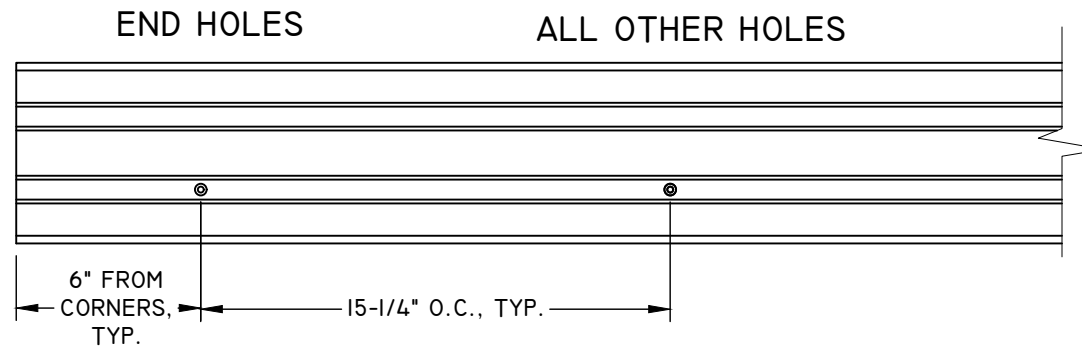
SEE TABLE I, SHEET 2:
ANCHOR ID - A, D, F, G,
H, I, J, K, P, AND Q.



SEE TABLE I, SHEET 2:
ANCHOR ID - L, M, N, AND O.



SEE TABLE I, SHEET 2:
ANCHOR ID - B, C, AND E.



NOTES:

1. INSTALLATION HOLES ARE FABRICATED BY MANUFACTURER.
2. SEE TABLE I, SHEET 2 FOR FASTENER MINIMUM EDGE DISTANCE, EMBEDMENT AND ON CENTER SPACING.
3. IX WOOD BUCK BY OTHERS IS OPTIONAL FOR MASONRY APPLICATIONS.
4. 1/4" MAX. SHIM STACK.
5. FILL LEFT & RIGHT PRE-DRILLED JAMB INSTALLATION HOLES - 6" FROM CORNER OF SILL ONLY, WITH EXTERIOR GRADE SEALANT PRIOR TO INSERTING SCREWS AND APPLY SEALANT OVER THE HEAD OF SCREWS ONCE PROPERLY SEATED.

TITLE: PERSPECTIVE MULTI-SLIDE PATIO DOOR HVHZ Non-IMPACT ANCHOR LAYOUT	DATE	09.05.23		
	BY	LMH		
NO.	REVISION DESCRIPTION	A	N22-023 ADDED TEST SIZES	
	NO.			
DATE:	DWN BY:	CHK BY:	SCALE:	NTS
05/16/22	LMH			



09/17/2023
LUCAS A. TURNER, P.E.
FL PE # 58201
TURNER ENGINEERING &
CONSULTING, INC.
(COA # 29779)
2428 OLD NATCHEZ TRACE
TRAIL, CAMDEN, TN 38320
PH. 941-380-1574

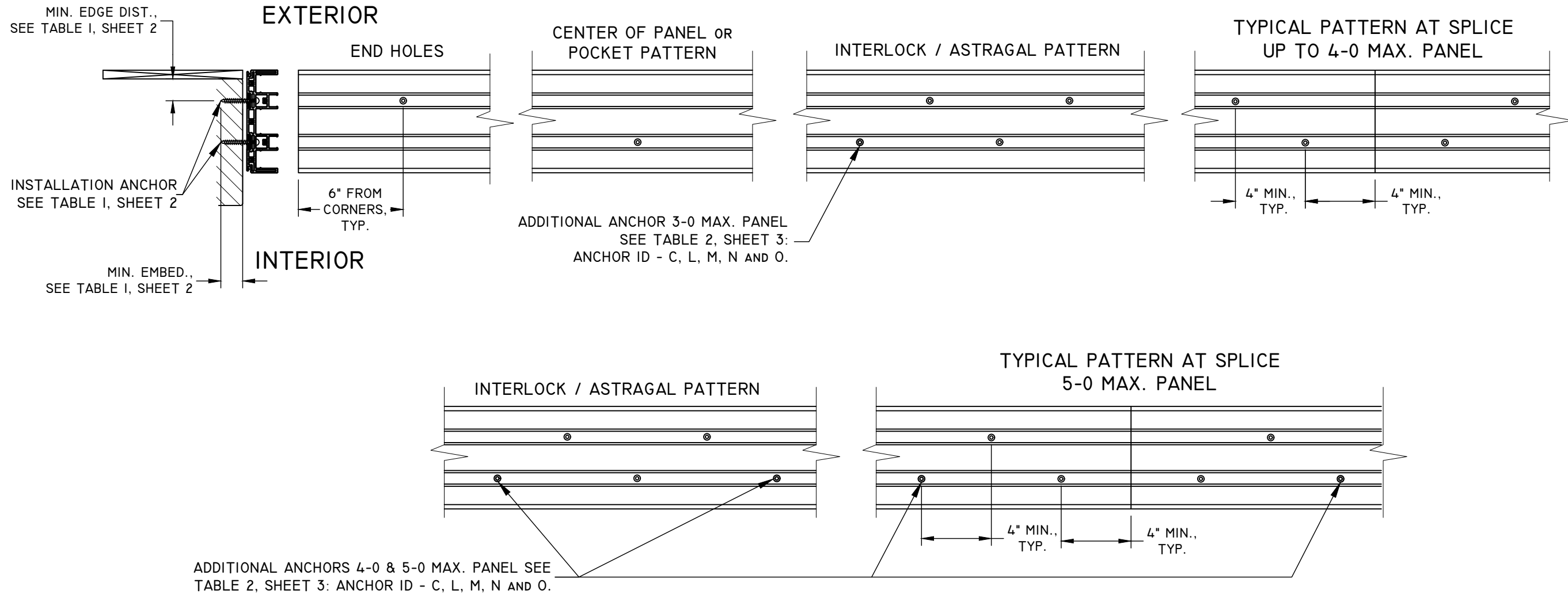
FL#: 41161

DWG #: PGW332

SHEET: 8 OF 27

2 TRACK ANCHOR LAYOUT DETAILS BOX FRAME - HEAD

HEAD - DP50 (HVHZ Non-IMPACT)



NOTES:

1. INSTALLATION HOLES ARE FABRICATED BY MANUFACTURER.
2. SEE TABLE I, SHEET 2 FOR FASTENER MINIMUM EDGE DISTANCE, EMBEDMENT AND ON CENTER SPACING.
3. 1X WOOD BUCK BY OTHERS IS OPTIONAL FOR MASONRY APPLICATIONS.
4. 1/4" MAX. SHIM STACK.
5. SPLICE DETAIL, SEE SHEET 25.

TITLE: PERSPECTIVE MULTI-SLIDE PATIO DOOR HVHZ Non-IMPACT ANCHOR LAYOUT	DATE	09.05.23		
	BY	LMH		
NO.	REVISION DESCRIPTION			
	A	N22-023 ADDED TEST SIZES		
DATE:	DWN BY:	CHK BY:	SCALE:	
05/16/22	LMH		NTS	



09/17/2023
LUCAS A. TURNER, P.E.
FL PE # 58201
TURNER ENGINEERING & CONSULTING, INC.
(COA # 29779)
2428 OLD NATCHEZ TRACE
TRAIL, CAMDEN, TN 38320
PH. 941-380-1574

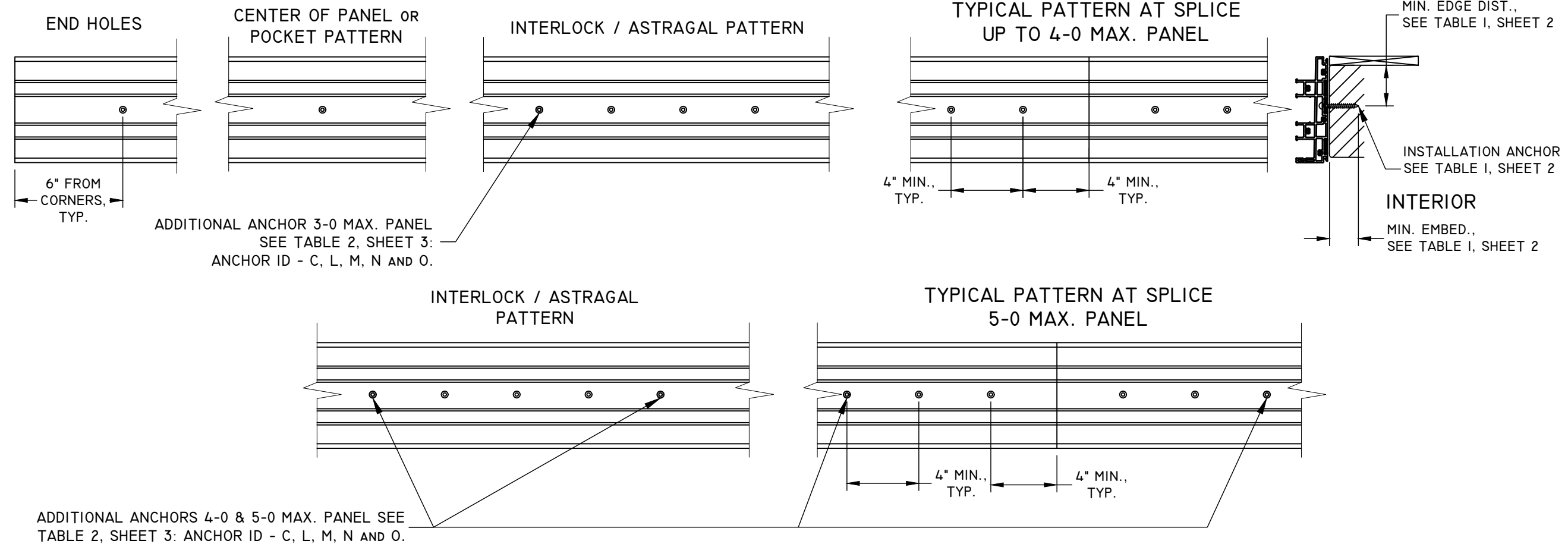
FL#: 41161

DWG #: PGW332

SHEET: 9 OF 27

2 TRACK ANCHOR LAYOUT DETAILS BOX FRAME - SILL

SILL - DP50 (HVHZ Non-IMPACT)



NOTES:

1. INSTALLATION HOLES ARE FABRICATED BY MANUFACTURER.
2. SEE TABLE I, SHEET 2 FOR FASTENER MINIMUM EDGE DISTANCE, EMBEDMENT AND ON CENTER SPACING.
3. IX WOOD BUCK BY OTHERS IS OPTIONAL FOR MASONRY APPLICATIONS.
4. 1/4" MAX. SHIM STACK.
5. SPLICE DETAIL, SEE SHEET 25.
6. FILL ALL PRE-DRILLED INSTALLATION HOLES WITH EXTERIOR GRADE SEALANT PRIOR TO INSERTING SCREWS AND APPLY SEALANT OVER THE HEAD OF SCREWS ONCE PROPERLY SEATED.

TITLE: PERSPECTIVE MULTI-SLIDE PATIO DOOR HVHZ Non-IMPACT ANCHOR LAYOUT	DATE	09.05.23		
	BY	LMH		
NO.	A			
REVISION DESCRIPTION	N22-023 ADDED TEST SIZES			
DATE:	05/16/22	DWN BY:	LMH	CHK BY:
SCALE:	NTS			



09/17/2023
LUCAS A. TURNER, P.E.
FL PE # 58201
TURNER ENGINEERING & CONSULTING, INC.
(COA # 29779)
2428 OLD NATCHEZ TRACE
TRAIL, CAMDEN, TN 38320
PH. 941-380-1574

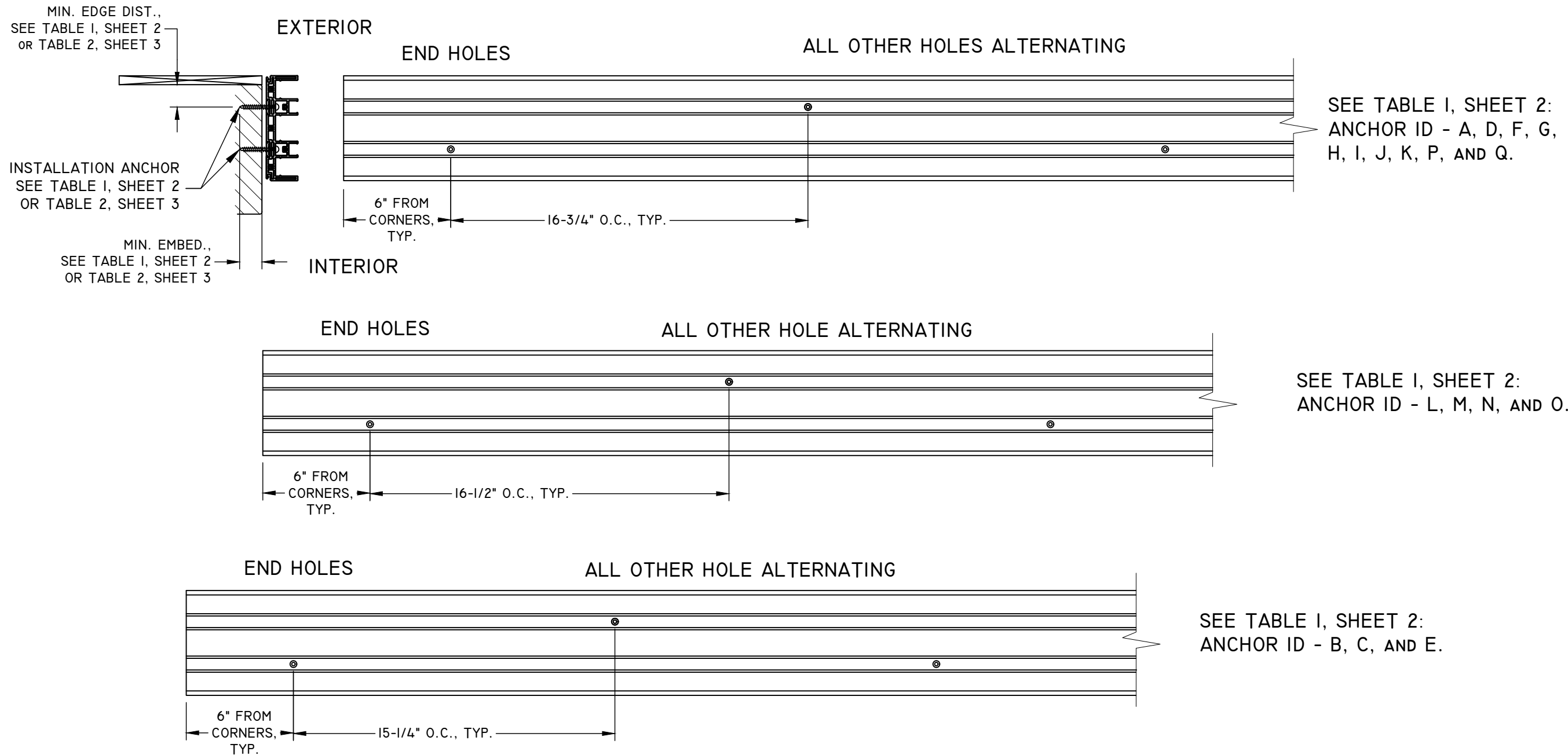
FL#: 41161

DWG #: PGW332

SHEET: 10 OF 27

2 TRACK ANCHOR LAYOUT DETAILS BOX FRAME - JAMBS


JAMB - DP50 (HVHZ Non-IMPACT)



NOTES:

1. INSTALLATION HOLES ARE FABRICATED BY MANUFACTURER.
2. SEE TABLE I, SHEET 2 FOR FASTENER MINIMUM EDGE DISTANCE, EMBEDMENT AND ON CENTER SPACING.
3. IX WOOD BUCK BY OTHERS IS OPTIONAL FOR MASONRY APPLICATIONS.
4. 1/4" MAX. SHIM STACK.
5. FILL LEFT & RIGHT PRE-DRILLED JAMB INSTALLATION HOLES - 6" FROM CORNER OF SILL ONLY, WITH EXTERIOR GRADE SEALANT PRIOR TO INSERTING SCREWS AND APPLY SEALANT OVER THE HEAD OF SCREWS ONCE PROPERLY SEATED.

TITLE: PERSPECTIVE MULTI-SLIDE PATIO DOOR HVHZ Non-IMPACT ANCHOR LAYOUT	DATE	09.05.23		
	BY	LMH		
REVISION DESCRIPTION	NO.	A		
	NO.			
	NO.			
	NO.			
DATE:	DWN BY:	CHK BY:	SCALE:	
05/16/22	LMH		NTS	

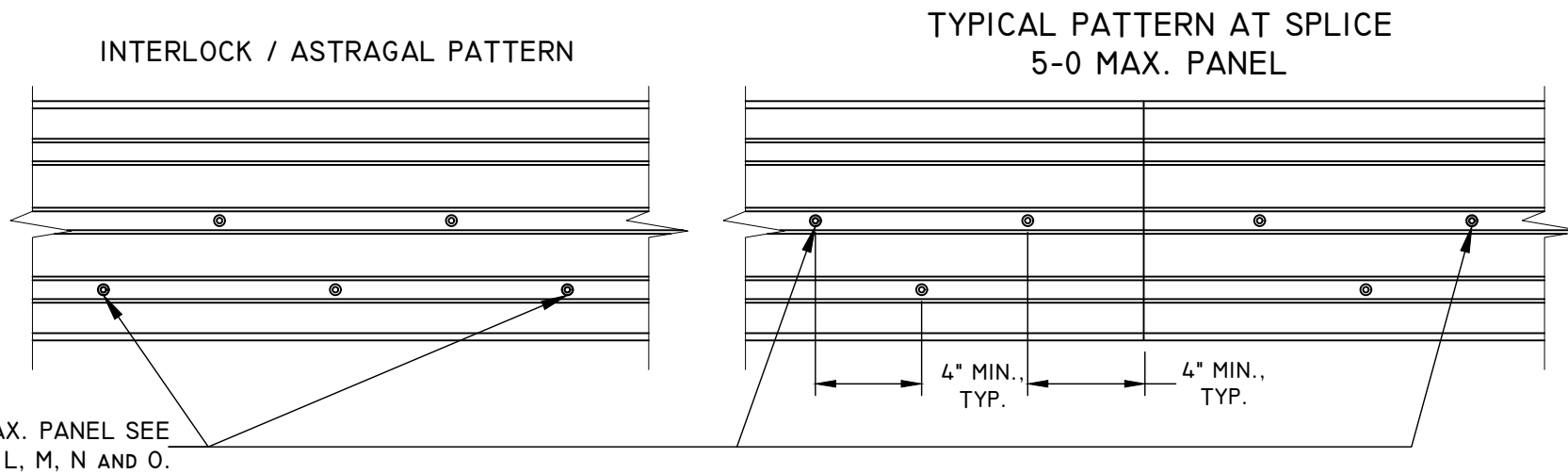
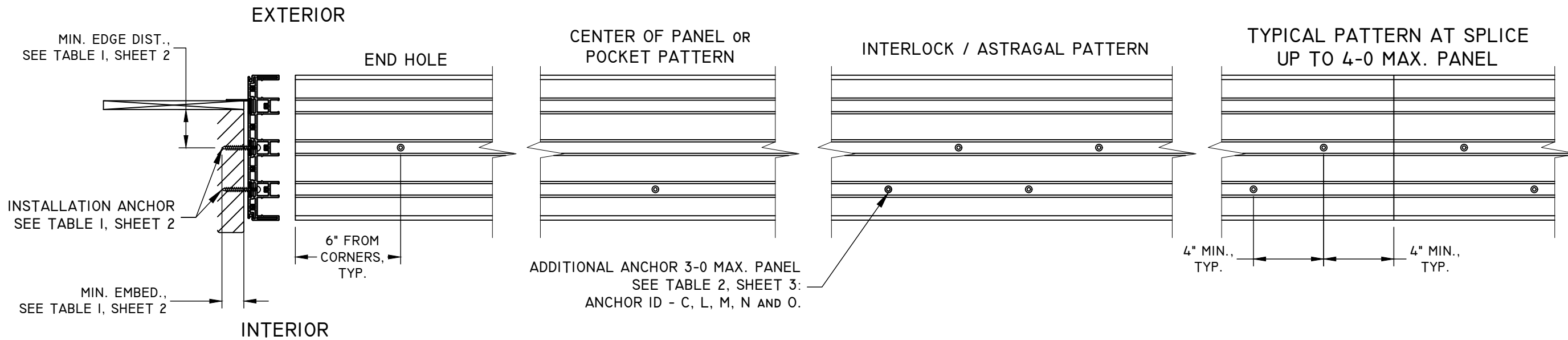


09/17/2023
LUCAS A. TURNER, P.E.
FL PE # 58201
TURNER ENGINEERING &
CONSULTING, INC.
(COA # 29779)
2428 OLD NATCHEZ TRACE
TRAIL, CAMDEN, TN 38320
PH. 941-380-1574

FL#:	41161
DWG #:	PGW332
SHEET:	11 OF 27

3 TRACK ANCHOR LAYOUT DETAILS WITH NAIL FIN - HEAD

HEAD - DP50 (HVHZ Non-IMPACT)



NOTES:

1. INSTALLATION HOLES ARE FABRICATED BY MANUFACTURER.
2. SEE TABLE 1, SHEET 2 FOR FASTENER MINIMUM EDGE DISTANCE, EMBEDMENT AND ON CENTER SPACING.
3. IX WOOD BUCK BY OTHERS IS OPTIONAL FOR MASONRY APPLICATIONS.
4. 1/4" MAX. SHIM STACK.
5. SPLICE DETAILS, SEE SHEET 25.

TITLE: PERSPECTIVE MULTI-SLIDE PATIO DOOR HVHZ Non-IMPACT ANCHOR LAYOUT	DATE	09.05.23					
	BY	LMH					
	REVISION DESCRIPTION						
	NO.	A	N22-023 ADDED TEST SIZES				
DATE:	05/16/22	DWN BY:	LMH	CHK BY:		SCALE:	NTS



09/17/2023
LUCAS A. TURNER, P.E.
FL PE # 58201
TURNER ENGINEERING &
CONSULTING, INC.
(COA # 29779)
2428 OLD NATCHEZ TRACE
TRAIL, CAMDEN, TN 38320
PH. 941-380-1574

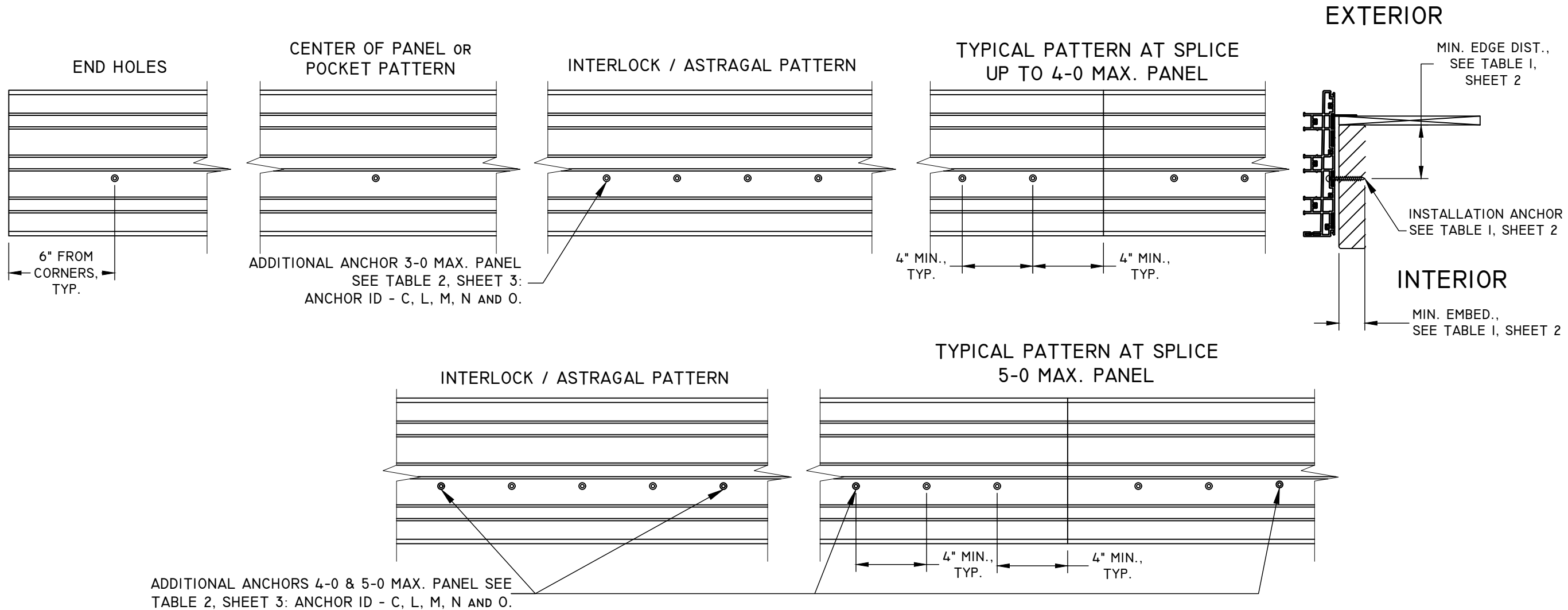
FL#: 41161

DWG #: PGW332

SHEET: 12 OF 27

3 TRACK ANCHOR LAYOUT DETAILS WITH NAIL FIN - SILL

SILL - DP50 (HVHZ NON-IMPACT)



NOTES:

1. INSTALLATION HOLES ARE FABRICATED BY MANUFACTURER.
2. SEE TABLE I, SHEET 2 FOR FASTENER MINIMUM EDGE DISTANCE, EMBEDMENT AND ON CENTER SPACING.
3. IX WOOD BUCK BY OTHERS IS OPTIONAL FOR MASONRY APPLICATIONS.
4. SILL NAIL FIN IS OPTIONAL.
5. 1/4" MAX. SHIM STACK.
6. SPLICE DETAIL, SEE SHEET 25.
7. FILL ALL PRE-DRILLED INSTALLATION HOLES WITH EXTERIOR GRADE SEALANT PRIOR TO INSERTING SCREWS AND APPLY SEALANT OVER THE HEAD OF SCREWS ONCE PROPERLY SEATED.

DATE	BY	REVISION DESCRIPTION	NO.	ADDED TEST SIZES
09.05.23	LMH		A	

TITLE: PERSPECTIVE MULTI-SLIDE PATIO DOOR HVHZ NON-IMPACT ANCHOR LAYOUT

DATE:	DWN BY:	CHK BY:	SCALE:
05/16/22	LMH		NTS



09/17/2023
LUCAS A. TURNER, P.E.
FL PE # 58201
TURNER ENGINEERING &
CONSULTING, INC.
(COA # 29779)
2428 OLD NATCHEZ TRACE
TRAIL, CAMDEN, TN 38320
PH. 941-380-1574

FL#: 41161

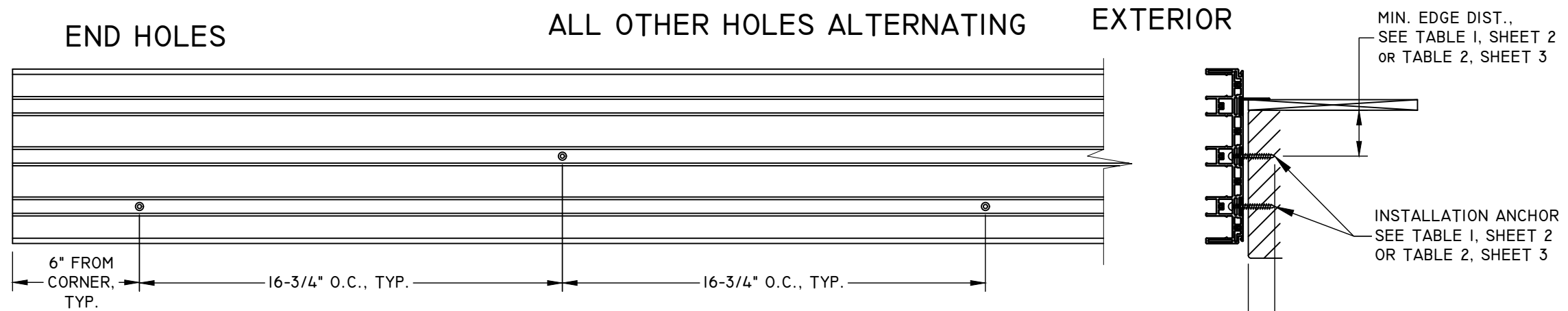
DWG #: PGW332

SHEET: 13 OF 27

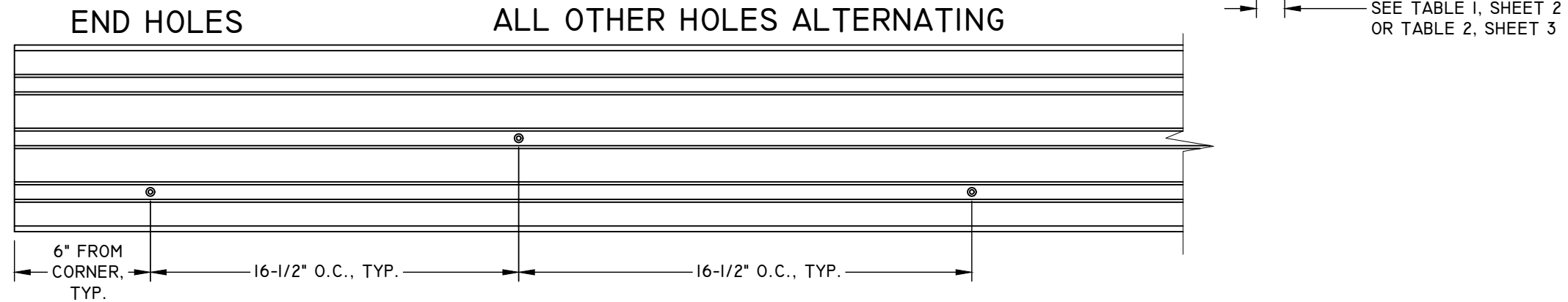
3 TRACK ANCHOR LAYOUT DETAILS WITH NAIL FIN - JAMBS

JAMB - DP50 (HVHZ Non-IMPACT)

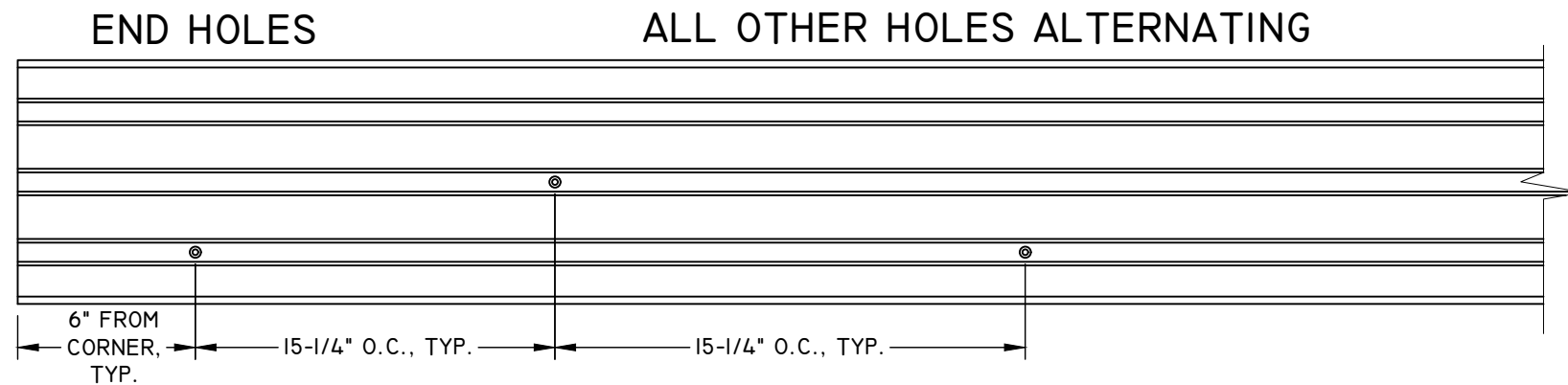
SEE TABLE I, SHEET 2:
ANCHOR ID - A, D, F, G,
H, I, J, K, P, AND Q.



SEE TABLE I, SHEET 2:
ANCHOR ID - L, M, N, AND O.



SEE TABLE I, SHEET 2:
ANCHOR ID - B, C, AND E.



NOTES:

1. INSTALLATION HOLES ARE FABRICATED BY MANUFACTURER.
2. SEE TABLE I, SHEET 2 FOR FASTENER MINIMUM EDGE DISTANCE, EMBEDMENT AND ON CENTER SPACING.
3. 1X WOOD BUCK BY OTHERS IS OPTIONAL FOR MASONRY APPLICATIONS.
4. 1/4" MAX. SHIM STACK.
5. FILL LEFT & RIGHT PRE-DRILLED JAMB INSTALLATION HOLES - 6" FROM CORNER OF SILL ONLY, WITH EXTERIOR GRADE SEALANT PRIOR TO INSERTING SCREWS AND APPLY SEALANT OVER THE HEAD OF SCREWS ONCE PROPERLY SEATED.

TITLE: PERSPECTIVE MULTI-SLIDE PATIO DOOR HVHZ Non-IMPACT ANCHOR LAYOUT	DATE	09.05.23		
	BY	LMH		
NO.	REVISION DESCRIPTION			
	A	N22-023 ADDED TEST SIZES		
DATE:	DWN BY:	CHK BY:	SCALE:	
05/16/22	LMH		NTS	



09/17/2023
LUCAS A. TURNER, P.E.
FL PE # 58201
TURNER ENGINEERING &
CONSULTING, INC.
(COA # 29779)
2428 OLD NATCHEZ TRACE
TRAIL, CAMDEN, TN 38320
PH. 941-380-1574

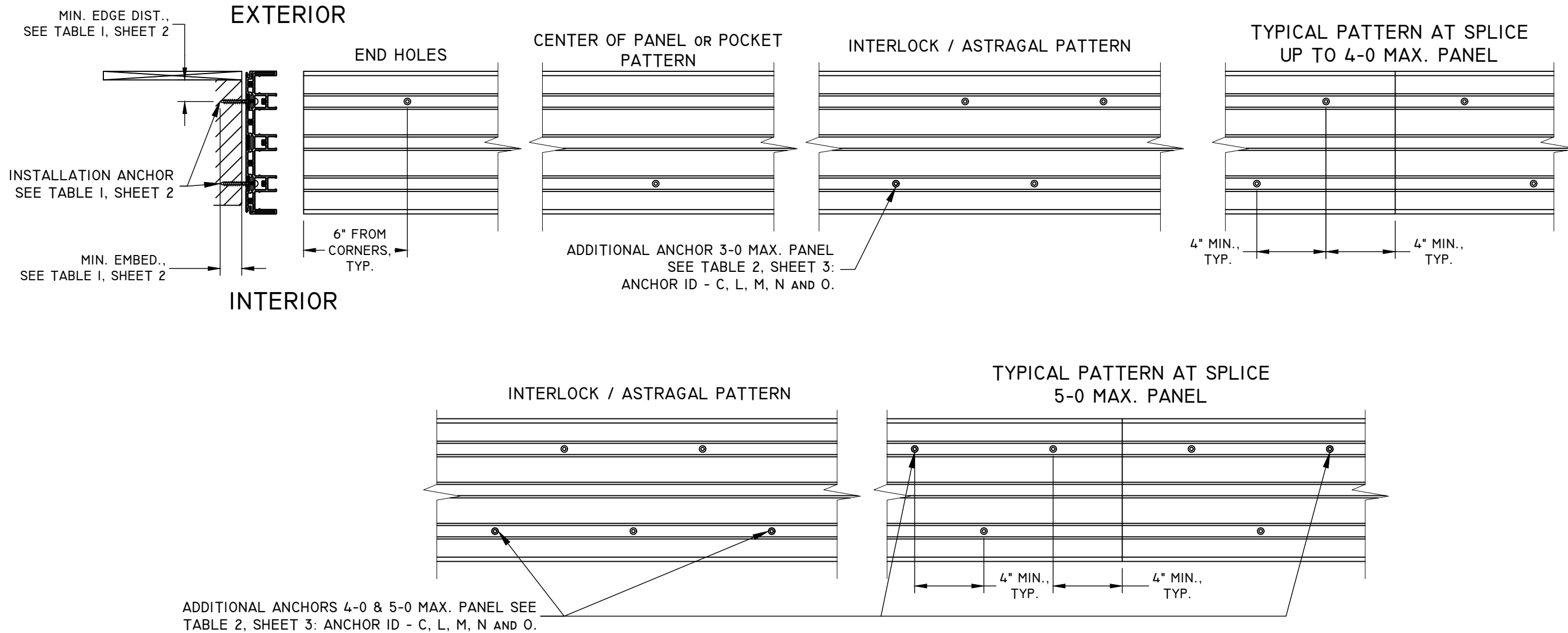
FL#: 41161

DWG #: PGW332

SHEET: 14 OF 27

3 TRACK ANCHOR LAYOUT DETAILS BOX FRAME - HEAD


HEAD - DP50 (HVHZ Non-IMPACT)



NOTES:

1. INSTALLATION HOLES ARE FABRICATED BY MANUFACTURER.
2. SEE TABLE I, SHEET 2 FOR FASTENER MINIMUM EDGE DISTANCE, EMBEDMENT AND ON CENTER SPACING.
3. IX WOOD BUCK BY OTHERS IS OPTIONAL FOR MASONRY APPLICATIONS.
4. 1/4" MAX. SHIM STACK.
5. SPLICE DETAILS, SEE SHEET 25.

TITLE: PERSPECTIVE MULTI-SLIDE PATIO DOOR HVHZ Non-IMPACT ANCHOR LAYOUT	DATE	09.05.23		
	BY	LMH		
NO.	REVISION DESCRIPTION			
	A	N22-023 ADDED TEST SIZES		
DATE:	DWN BY:	CHK BY:	SCALE:	NTS
05/16/22	LMH			



09/17/2023
LUCAS A. TURNER, P.E.
FL PE # 58201
TURNER ENGINEERING & CONSULTING, INC.
(COA # 29779)
2428 OLD NATCHEZ TRACE
TRAIL, CAMDEN, TN 38320
PH. 941-380-1574

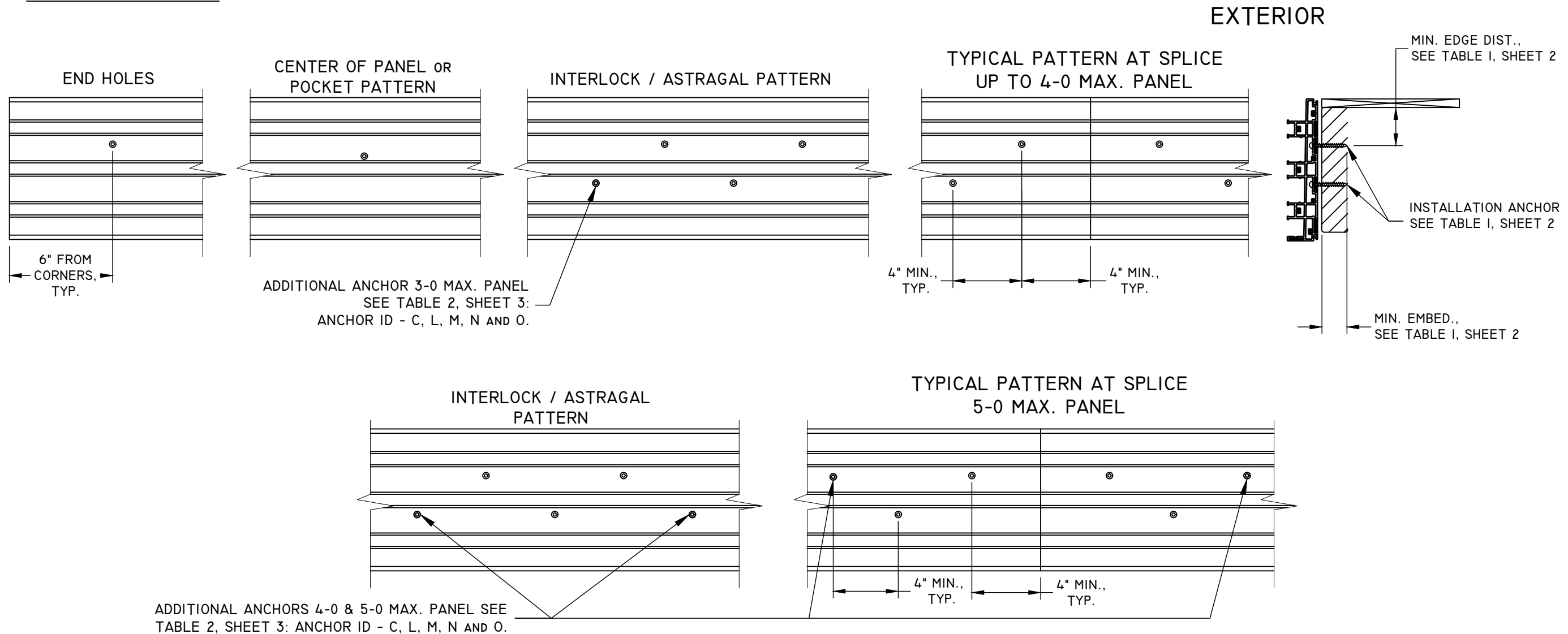
FL#: 41161

DWG #: PGW332

SHEET: 15 OF 27

3 TRACK ANCHOR LAYOUT DETAILS BOX FRAME - SILL


SILL - DP50 (HVHZ Non-IMPACT)



NOTES:

1. INSTALLATION HOLES ARE FABRICATED BY MANUFACTURER.
2. SEE TABLE I, SHEET 2 FOR FASTENER MINIMUM EDGE DISTANCE, EMBEDMENT AND ON CENTER SPACING.
3. IX WOOD BUCK BY OTHERS IS OPTIONAL FOR MASONRY APPLICATIONS.
4. 1/4" MAX. SHIM STACK.
5. SPLICE DETAIL, SEE SHEET 25.
6. FILL ALL PRE-DRILLED INSTALLATION HOLES WITH EXTERIOR GRADE SEALANT PRIOR TO INSERTING SCREWS AND APPLY SEALANT OVER THE HEAD OF SCREWS ONCE PROPERLY SEATED.

TITLE: PERSPECTIVE MULTI-SLIDE PATIO DOOR HVHZ Non-IMPACT ANCHOR LAYOUT	DATE	09.05.23		
	BY	LMH		
NO.	A			
REVISION DESCRIPTION	N22-023 ADDED TEST SIZES			
DATE:	05/16/22	DWN BY:	LMH	CHK BY:
SCALE:				NTS



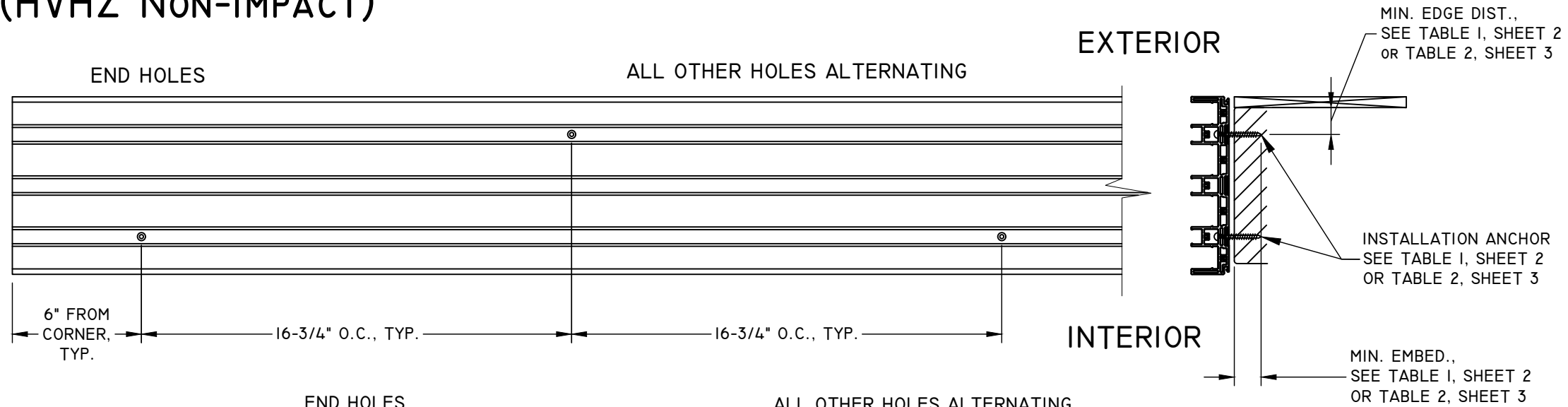
09/17/2023
LUCAS A. TURNER, P.E.
FL PE # 58201
TURNER ENGINEERING & CONSULTING, INC.
(COA # 29779)
2428 OLD NATCHEZ TRACE TRAIL, CAMDEN, TN 38320
PH. 941-380-1574

FL#:	41161
DWG #:	PGW332
SHEET:	16 OF 27

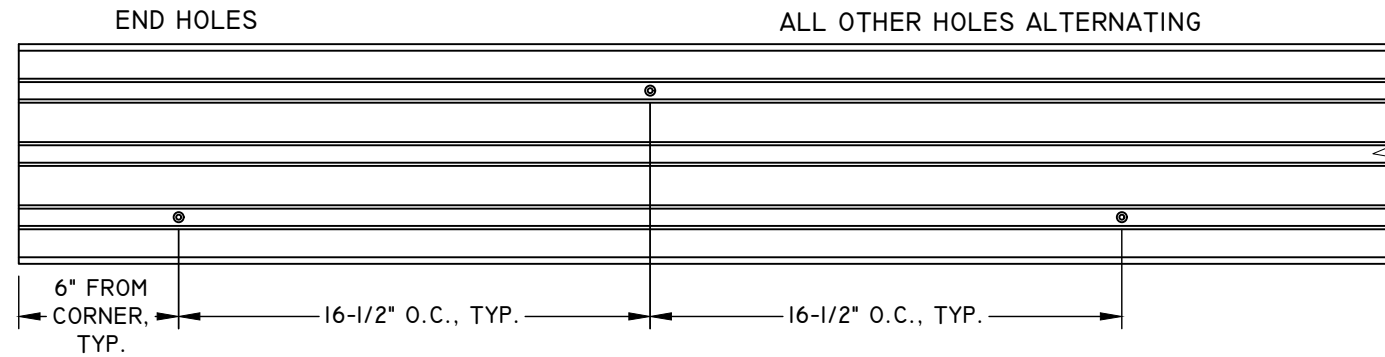
3 TRACK ANCHOR LAYOUT DETAILS BOX FRAME - JAMBS

JAMB - DP50 (HVHZ Non-IMPACT)

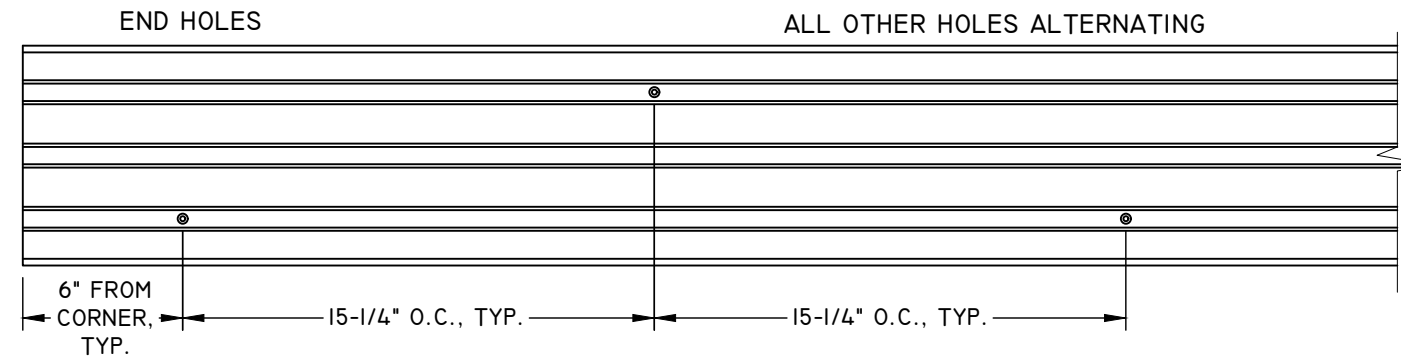
SEE TABLE I, SHEET 2:
ANCHOR ID - A, D, F, G,
H, I, J, K, P, AND Q.



SEE TABLE I, SHEET 2:
ANCHOR ID - L, M, N, AND O.




SEE TABLE I, SHEET 2:
ANCHOR ID - B, C, AND E.



NOTES:

1. INSTALLATION HOLES ARE FABRICATED BY MANUFACTURER.
2. SEE TABLE I, SHEET 2 FOR FASTENER MINIMUM EDGE DISTANCE, EMBEDMENT AND ON CENTER SPACING.
3. IX WOOD BUCK BY OTHERS IS OPTIONAL FOR MASONRY APPLICATIONS.
4. 1/4" MAX. SHIM STACK.
5. FILL LEFT & RIGHT PRE-DRILLED JAMB INSTALLATION HOLES - 6" FROM CORNER OF SILL ONLY, WITH EXTERIOR GRADE SEALANT PRIOR TO INSERTING SCREWS AND APPLY SEALANT OVER THE HEAD OF SCREWS ONCE PROPERLY SEATED.

TITLE: PERSPECTIVE MULTI-SLIDE PATIO DOOR HVHZ Non-IMPACT ANCHOR LAYOUT	DATE	09.05.23		
	BY	LMH		
NO.	REVISION DESCRIPTION			
	A	N22-023 ADDED TEST SIZES		
DATE:	DWN BY:	CHK BY:	SCALE:	NTS
05/16/22	LMH			

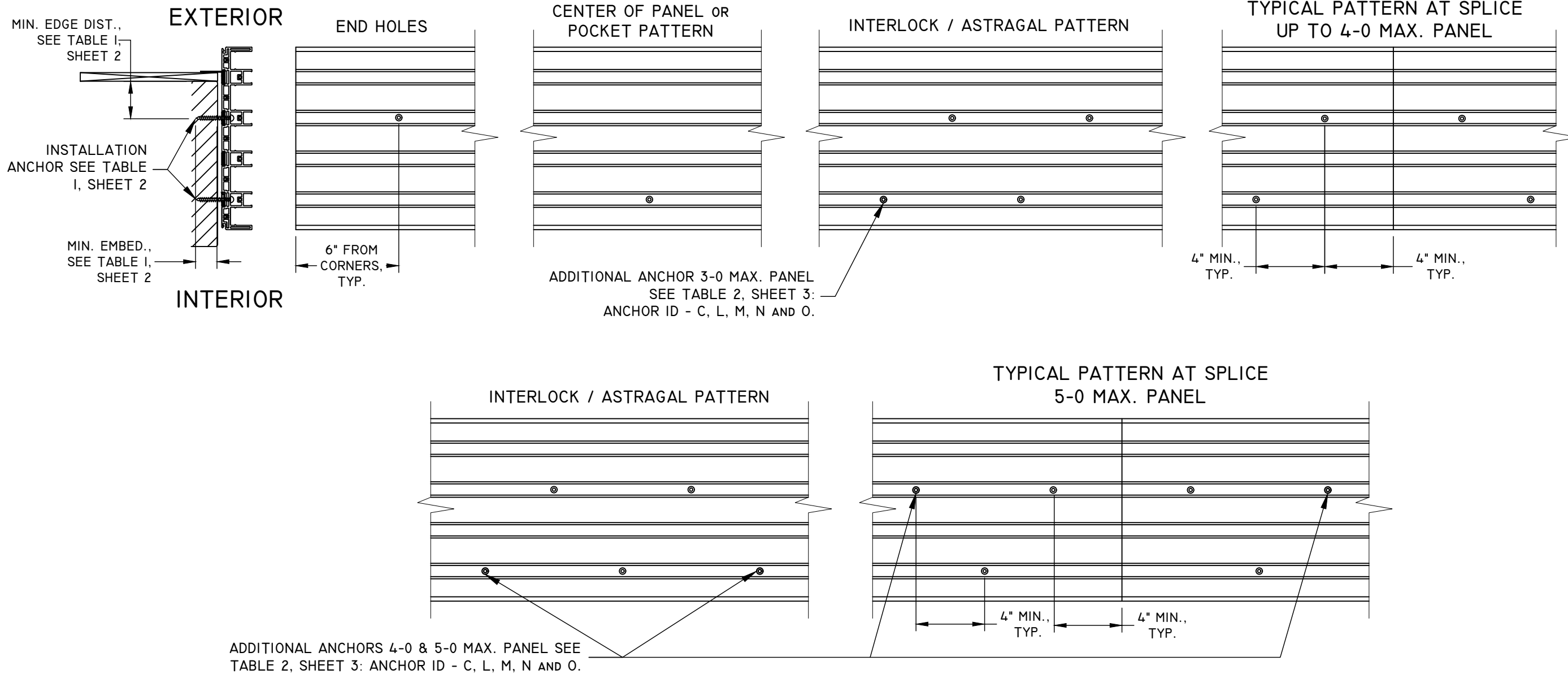


09/17/2023
LUCAS A. TURNER, P.E.
FL PE # 58201
TURNER ENGINEERING &
CONSULTING, INC.
(COA # 29779)
2428 OLD NATCHEZ TRACE
TRAIL, CAMDEN, TN 38320
PH. 941-380-1574

FL#:	41161
DWG #:	PGW332
SHEET:	17 OF 27

4 TRACK ANCHOR LAYOUT DETAILS WITH NAIL FIN - HEAD


HEAD - DP50 (HVHZ Non-IMPACT)



NOTES:

1. INSTALLATION HOLES ARE FABRICATED BY MANUFACTURER.
2. SEE TABLE 1, SHEET 2 FOR FASTENER MINIMUM EDGE DISTANCE, EMBEDMENT AND ON CENTER SPACING.
3. IX WOOD BUCK BY OTHERS IS OPTIONAL FOR MASONRY APPLICATIONS.
4. 1/4" MAX. SHIM STACK.
5. SPLICE DETAILS, SEE SHEET 25.

TITLE: PERSPECTIVE MULTI-SLIDE PATIO DOOR HVHZ Non-IMPACT ANCHOR LAYOUT	DATE	09.05.23		
	BY	LMH		
NO.	REVISION DESCRIPTION			
	A	N22-023 ADDED TEST SIZES		
DATE:	DWN BY:	CHK BY:	SCALE:	
05/16/22	LMH		NTS	



09/17/2023
LUCAS A. TURNER, P.E.
FL PE # 58201
TURNER ENGINEERING & CONSULTING, INC.
(COA # 29779)
2428 OLD NATCHEZ TRACE TRAIL, CAMDEN, TN 38320
PH. 941-380-1574

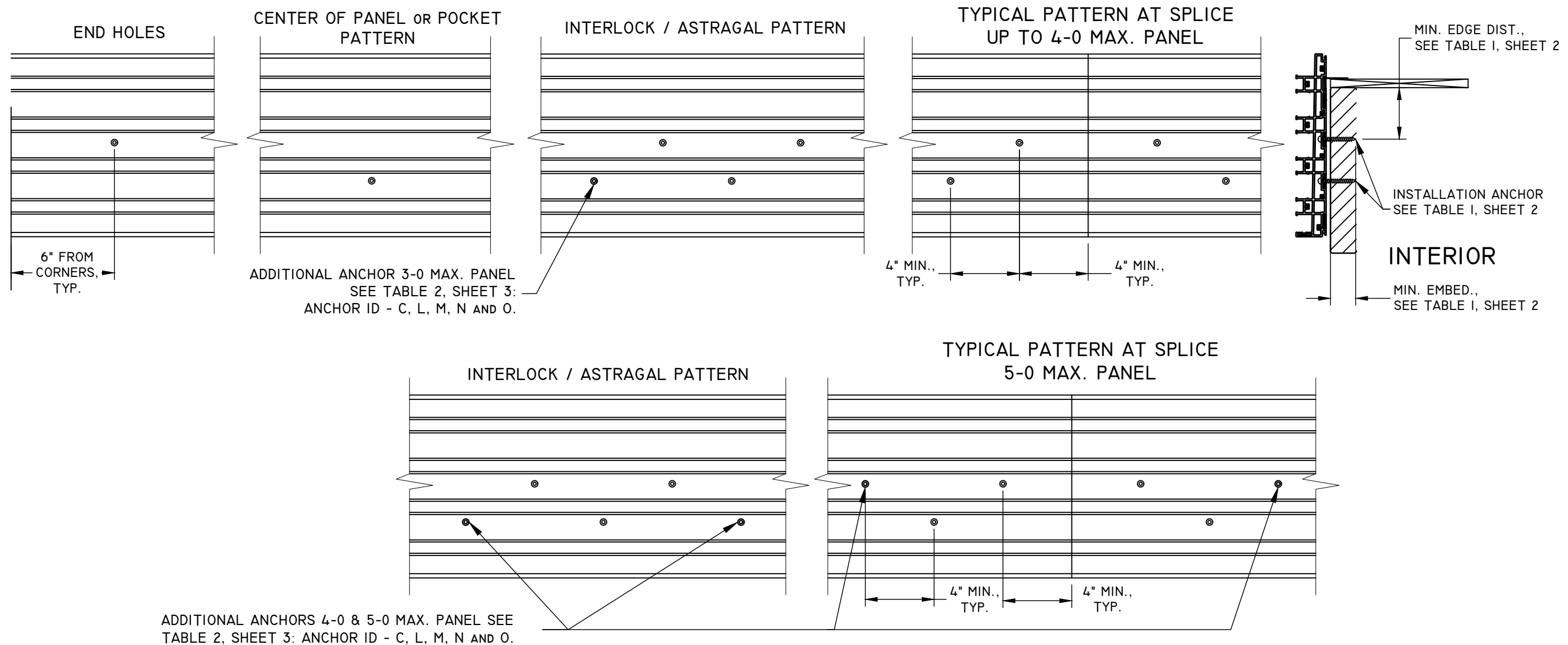
FL#: 41161

DWG #: PGW332

SHEET: 18 OF 27

4 TRACK ANCHOR LAYOUT DETAILS WITH NAIL FIN - SILL


SILL - DP50 (HVHZ Non-IMPACT)



NOTES:

1. INSTALLATION HOLES ARE FABRICATED BY MANUFACTURER.
2. SEE TABLE 1, SHEET 2 FOR FASTENER MINIMUM EDGE DISTANCE, EMBEDMENT AND ON CENTER SPACING.
3. IX WOOD BUCK BY OTHERS IS OPTIONAL FOR MASONRY APPLICATIONS.
4. SILL NAIL FIN IS OPTIONAL.
5. 1/4" MAX. SHIM STACK.
6. SPLICE DETAIL, SEE SHEET 25.
7. FILL ALL PRE-DRILLED INSTALLATION HOLES WITH EXTERIOR GRADE SEALANT PRIOR TO INSERTING SCREWS AND APPLY SEALANT OVER THE HEAD OF SCREWS ONCE PROPERLY SEATED.

TITLE: PERSPECTIVE MULTI-SLIDE PATIO DOOR HVHZ Non-IMPACT ANCHOR LAYOUT	DATE	09.05.23		
	BY	LMH		
NO.	REVISION DESCRIPTION			
	A	N22-023 ADDED TEST SIZES		
DATE:	DWN BY:	CHK BY:	SCALE:	
05/16/22	LMH		NTS	



09/17/2023
LUCAS A. TURNER, P.E.
FL PE # 58201
TURNER ENGINEERING & CONSULTING, INC.
(COA # 29779)
2428 OLD NATCHEZ TRACE TRAIL, CAMDEN, TN 38320
PH. 941-380-1574

FL#: 41161

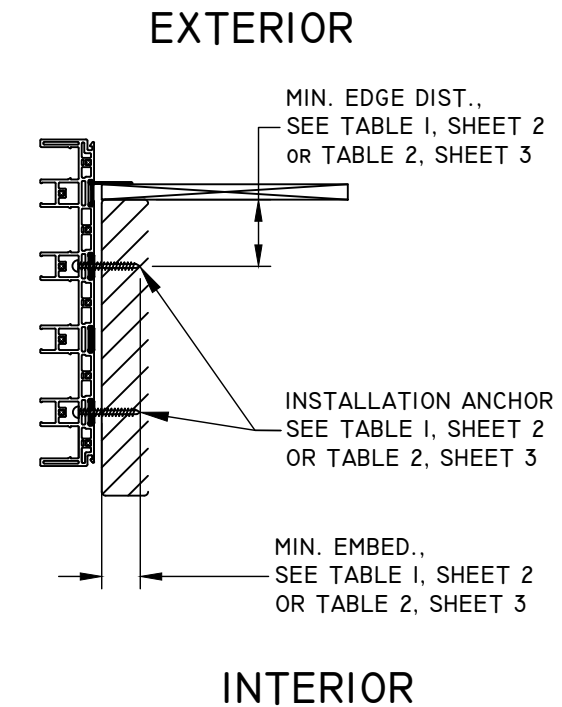
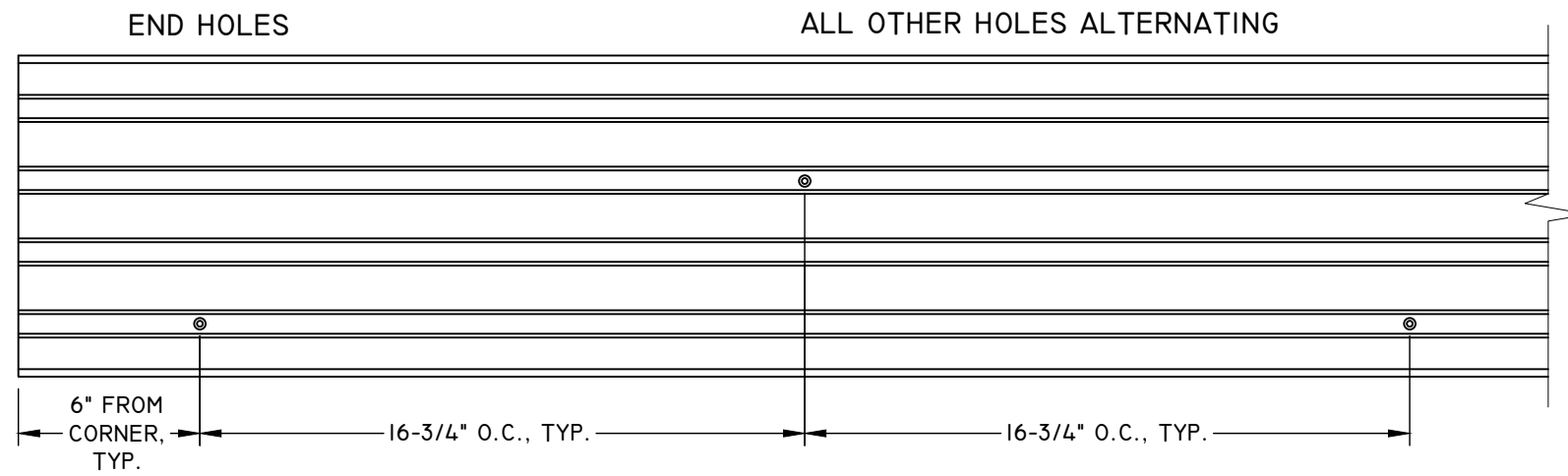
DWG #: PGW332

SHEET: 19 OF 27

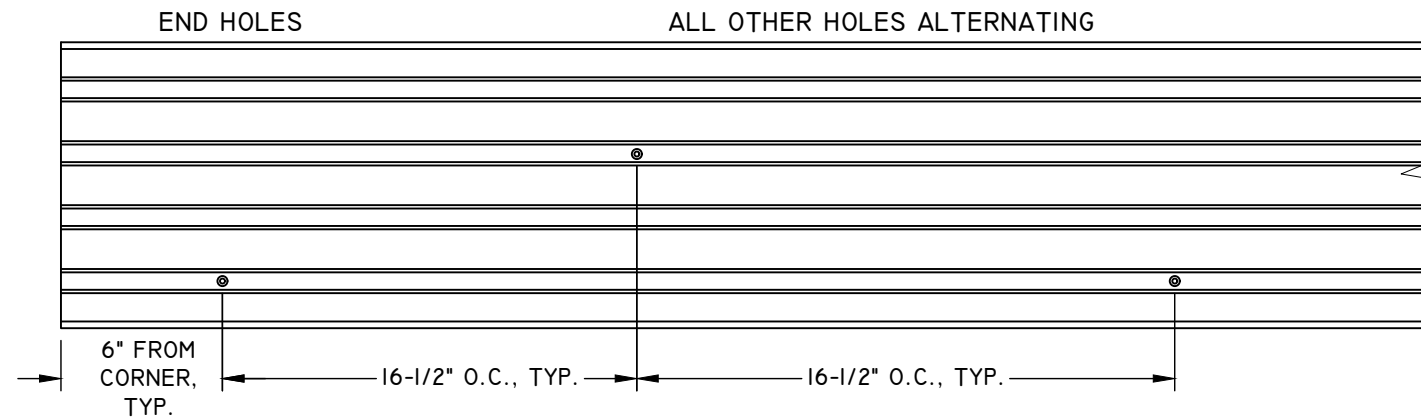
4 TRACK ANCHOR LAYOUT DETAILS WITH NAIL FIN - JAMBS

JAMB - DP50 (HVHZ Non-IMPACT)

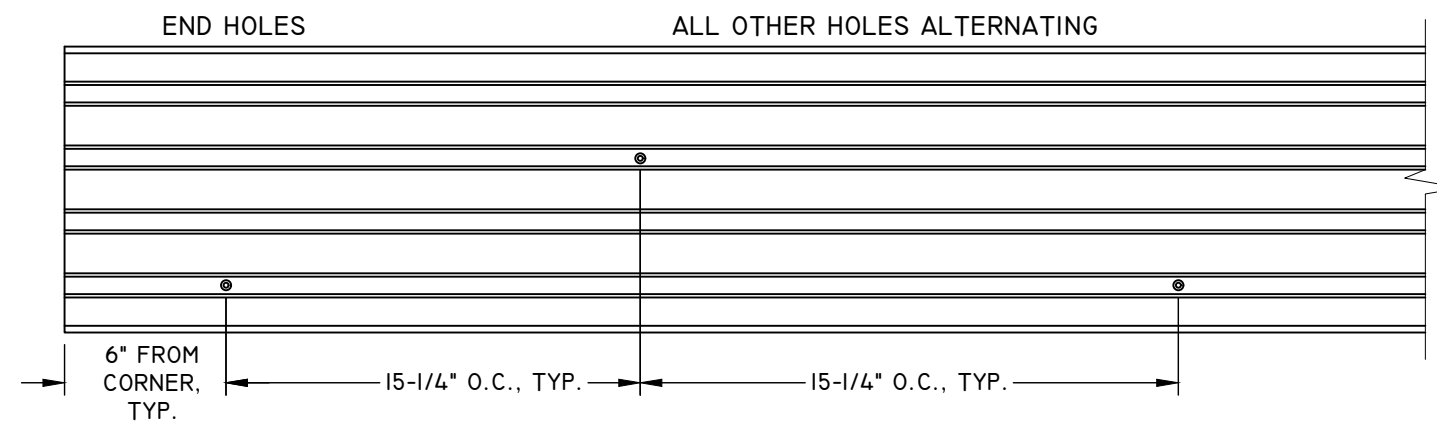
SEE TABLE I, SHEET 2:
ANCHOR ID - A, D, F, G,
H, I, J, K, P, AND Q.



SEE TABLE I, SHEET 2:
ANCHOR ID - L, M, N, AND O.



SEE TABLE I, SHEET 2:
ANCHOR ID - B, C, AND E.



NOTES:

1. INSTALLATION HOLES ARE FABRICATED BY MANUFACTURER.
2. SEE TABLE I, SHEET 2 FOR FASTENER MINIMUM EDGE DISTANCE, EMBEDMENT AND ON CENTER SPACING.
3. 1X WOOD BUCK BY OTHERS IS OPTIONAL FOR MASONRY APPLICATIONS.
4. 1/4" MAX. SHIM STACK.
5. FILL LEFT & RIGHT PRE-DRILLED JAMB INSTALLATION HOLES - 6" FROM CORNER OF SILL ONLY, WITH EXTERIOR GRADE SEALANT PRIOR TO INSERTING SCREWS AND APPLY SEALANT OVER THE HEAD OF SCREWS ONCE PROPERLY SEATED.

TITLE: PERSPECTIVE MULTI-SLIDE PATIO DOOR HVHZ Non-IMPACT ANCHOR LAYOUT	DATE	05/16/22	BY	LMH	DATE	09.05.23	BY	LMH
	DWN BY:	LMH	CHK BY:		REVISION DESCRIPTION	A	N22-023 ADDED TEST SIZES	
SCALE:	NTS							



09/17/2023
LUCAS A. TURNER, P.E.
FL PE # 58201
TURNER ENGINEERING &
CONSULTING, INC.
(COA # 29779)
2428 OLD NATCHEZ TRACE
TRAIL, CAMDEN, TN 38320
PH. 941-380-1574

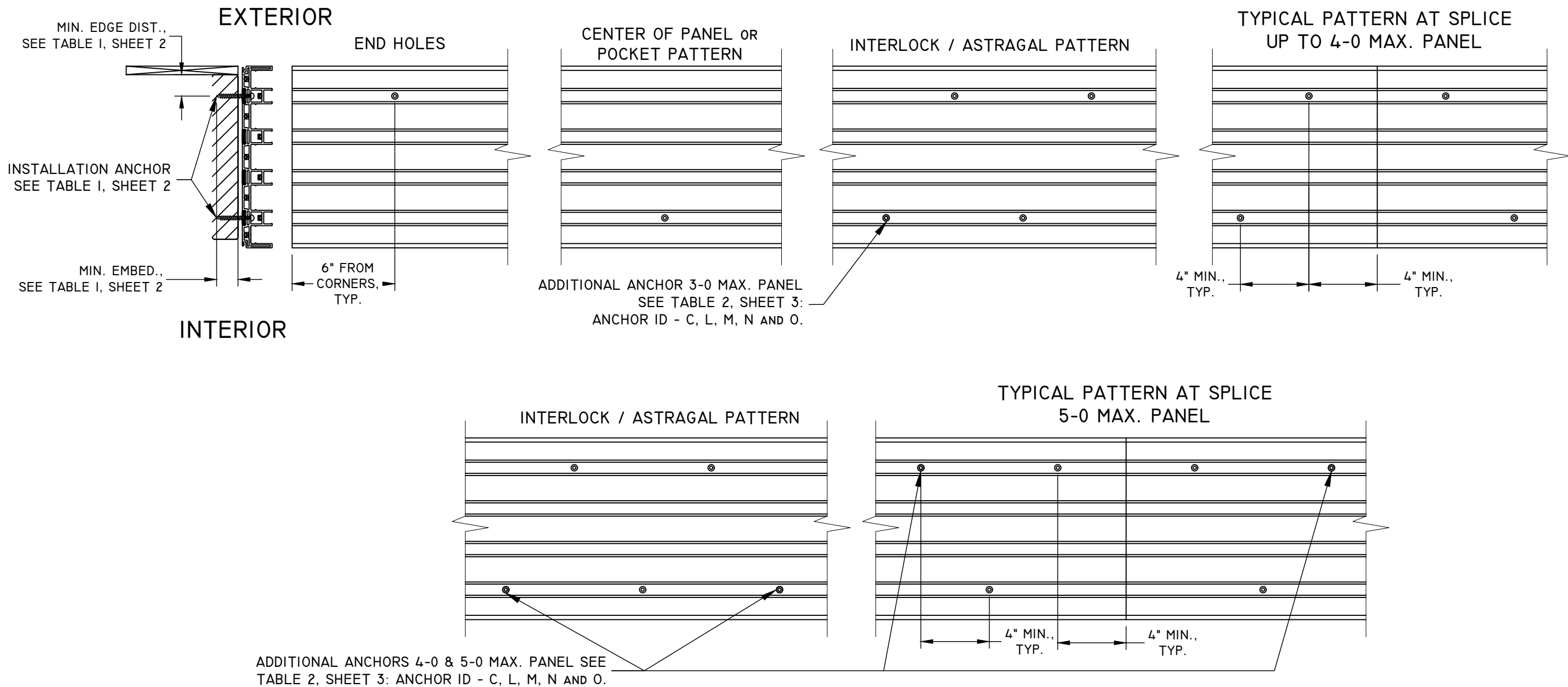
FL#: 41161

DWG #: PGW332

SHEET: 20 OF 27

4 TRACK ANCHOR LAYOUT DETAILS BOX FRAME - HEAD


HEAD - DP50 (HVHZ Non-IMPACT)



NOTES:

1. INSTALLATION HOLES ARE FABRICATED BY MANUFACTURER.
2. SEE TABLE 1, SHEET 2 FOR FASTENER MINIMUM EDGE DISTANCE, EMBEDMENT AND ON CENTER SPACING.
3. 1X WOOD BUCK BY OTHERS IS OPTIONAL FOR MASONRY APPLICATIONS.
4. 1/4" MAX. SHIM STACK.
5. SPLICE DETAILS, SEE SHEET 25.

TITLE: PERSPECTIVE MULTI-SLIDE PATIO DOOR HVHZ Non-IMPACT ANCHOR LAYOUT	DATE	09.05.23					
	BY	LMH					
	REVISION DESCRIPTION						
	NO.	A	N22-023 ADDED TEST SIZES				
DATE:	05/16/22	DWN BY:	LMH	CHK BY:		SCALE:	NTS



09/17/2023
LUCAS A. TURNER, P.E.
FL PE # 58201
TURNER ENGINEERING & CONSULTING, INC.
(COA # 29779)
2428 OLD NATCHEZ TRACE
TRAIL, CAMDEN, TN 38320
PH. 941-380-1574

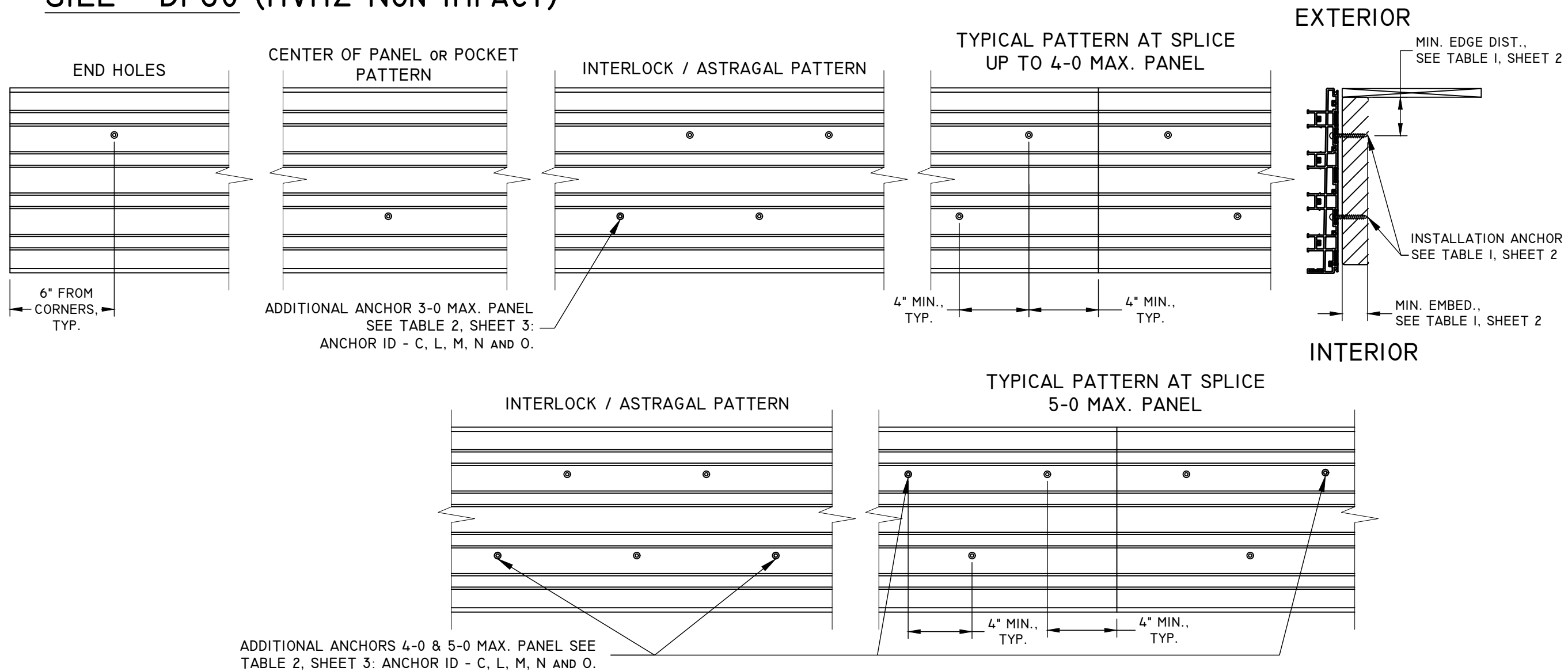
FL#: 41161

DWG #: PGW332

SHEET: 21 OF 27

4 TRACK ANCHOR LAYOUT DETAILS BOX FRAME - SILL

SILL - DP50 (HVHZ Non-IMPACT)



NOTES:

1. INSTALLATION HOLES ARE FABRICATED BY MANUFACTURER.
2. SEE TABLE 1, SHEET 2 FOR FASTENER MINIMUM EDGE DISTANCE, EMBEDMENT AND ON CENTER SPACING.
3. IX WOOD BUCK BY OTHERS IS OPTIONAL FOR MASONRY APPLICATIONS.
4. 1/4" MAX. SHIM STACK.
5. SPLICE DETAIL, SEE SHEET 25.
6. FILL ALL PRE-DRILLED INSTALLATION HOLES WITH EXTERIOR GRADE SEALANT PRIOR TO INSERTING SCREWS AND APPLY SEALANT OVER THE HEAD OF SCREWS ONCE PROPERLY SEATED.

TITLE: PERSPECTIVE MULTI-SLIDE PATIO DOOR HVHZ Non-IMPACT ANCHOR LAYOUT	DATE	09.05.23		
	BY	LMH		
NO.	REVISION DESCRIPTION			
	A	N22-023 ADDED TEST SIZES		
DATE:	DWN BY:	CHK BY:	SCALE:	NTS
05/16/22	LMH			



09/17/2023
LUCAS A. TURNER, P.E.
FL PE # 58201
TURNER ENGINEERING & CONSULTING, INC.
(COA # 29779)
2428 OLD NATCHEZ TRACE
TRAIL, CAMDEN, TN 38320
PH. 941-380-1574

FL#: 41161

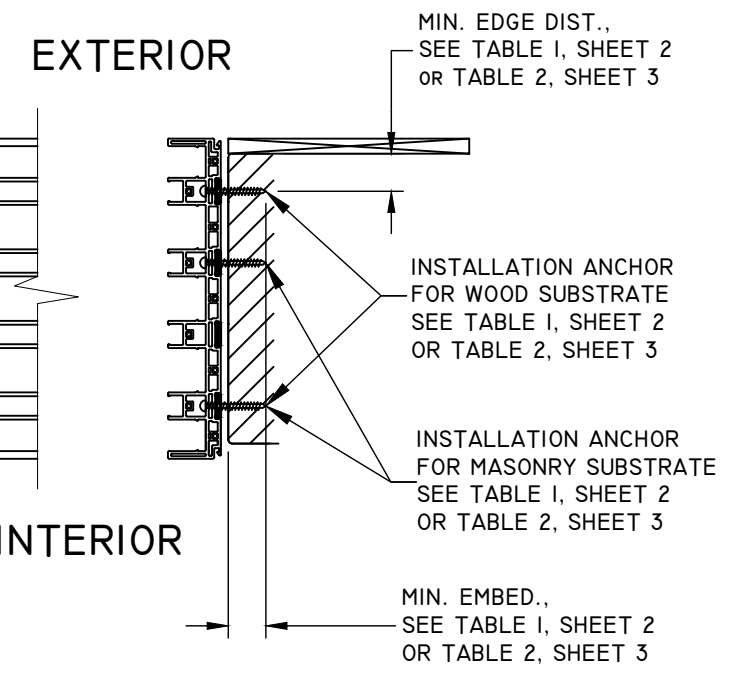
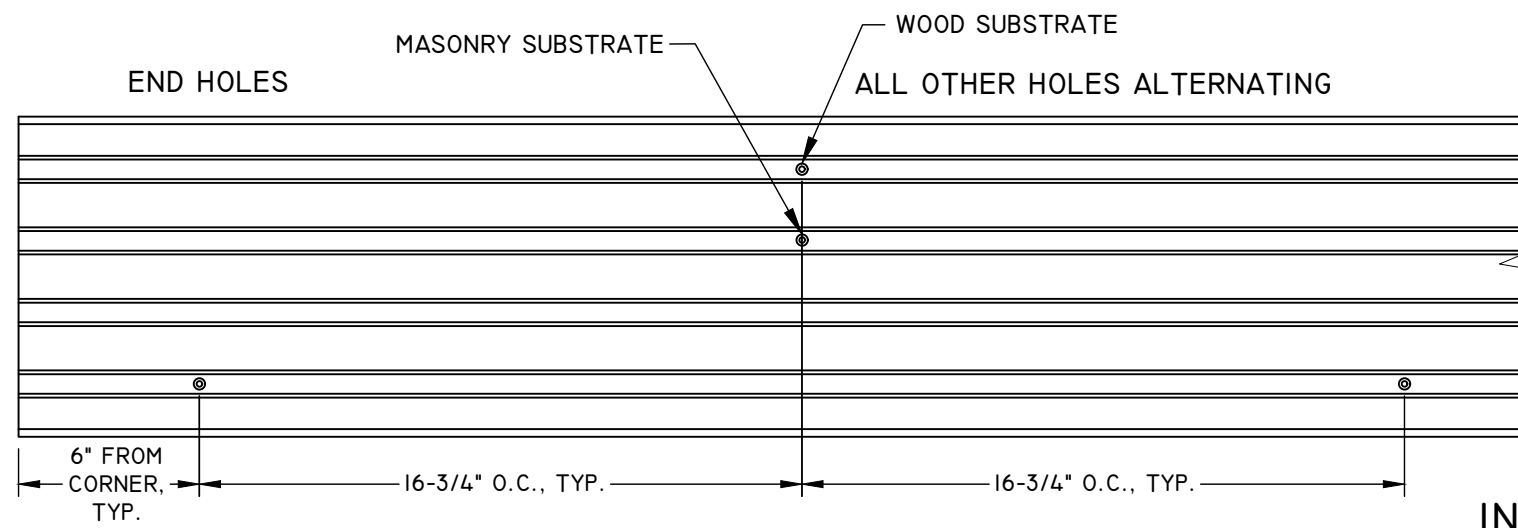
DWG #: PGW332

SHEET: 22 OF 27

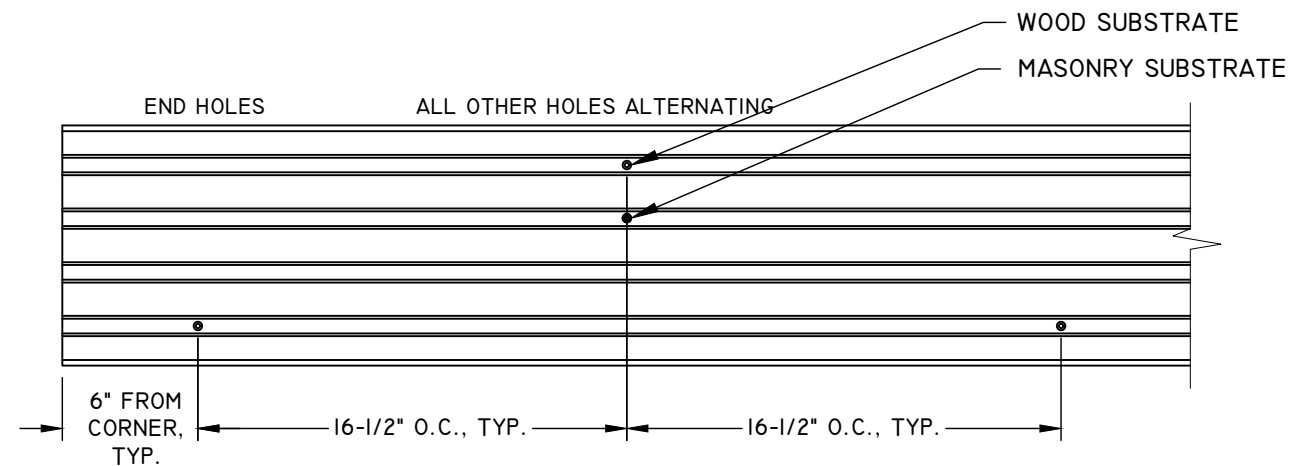
4 TRACK ANCHOR LAYOUT DETAILS BOX FRAME - JAMBS

JAMB - DP50 (HVHZ NON-IMPACT)

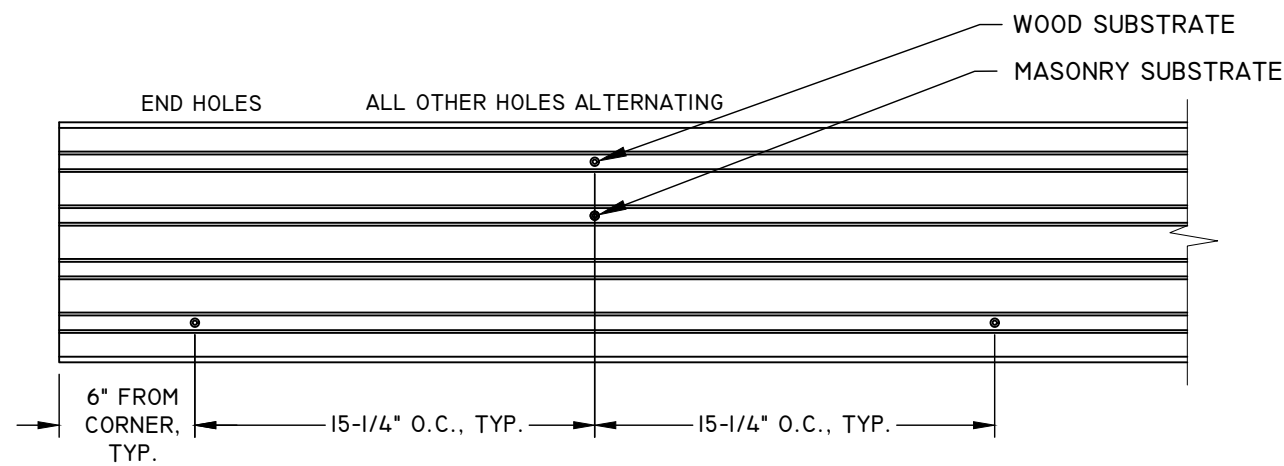
SEE TABLE I, SHEET 2:
ANCHOR ID - A, D, F, G,
H, I, J, K, P, AND Q.



SEE TABLE 2, SHEET 3:
ANCHOR ID - L, M, N, AND O.




SEE TABLE 2, SHEET 3:
ANCHOR ID - B, C, AND E.



NOTES:

1. INSTALLATION HOLES ARE FABRICATED BY MANUFACTURER.
2. SEE TABLE I, SHEET 2 FOR FASTENER MINIMUM EDGE DISTANCE, EMBEDMENT AND ON CENTER SPACING.
3. IX WOOD BUCK BY OTHERS IS OPTIONAL FOR MASONRY APPLICATIONS.
4. 1/4" MAX. SHIM STACK.
5. FILL LEFT & RIGHT PRE-DRILLED JAMB INSTALLATION HOLES - 6" FROM CORNER OF SILL ONLY, WITH EXTERIOR GRADE SEALANT PRIOR TO INSERTING SCREWS AND APPLY SEALANT OVER THE HEAD OF SCREWS ONCE PROPERLY SEATED.

TITLE: PERSPECTIVE MULTI-SLIDE PATIO DOOR HVHZ NON-IMPACT ANCHOR LAYOUT	DATE	09.05.23		
	BY	LMH		
NO.	A			
REVISION DESCRIPTION	N22-023 ADDED TEST SIZES			
DATE:	05/16/22	DWN BY:	LMH	CHK BY:
SCALE:				NTS



09/17/2023
LUCAS A. TURNER, P.E.
FL PE # 58201
TURNER ENGINEERING &
CONSULTING, INC.
(COA # 29779)
2428 OLD NATCHEZ TRACE
TRAIL, CAMDEN, TN 38320
PH. 941-380-1574

FL#:	41161
DWG #:	PGW332
SHEET:	23 OF 27

P-HOOK ANCHOR LAYOUT

DETAIL E4
P-HOOK

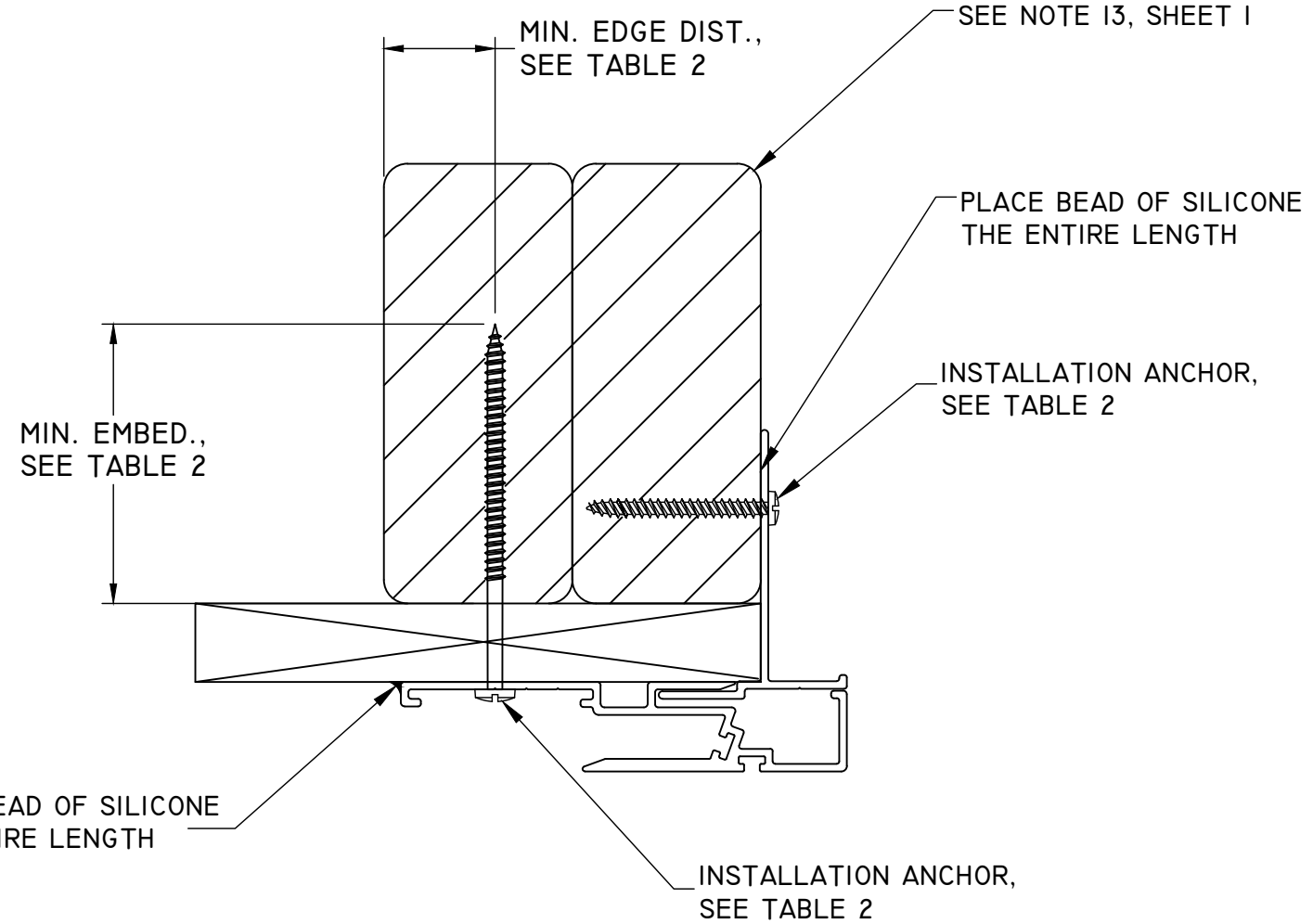
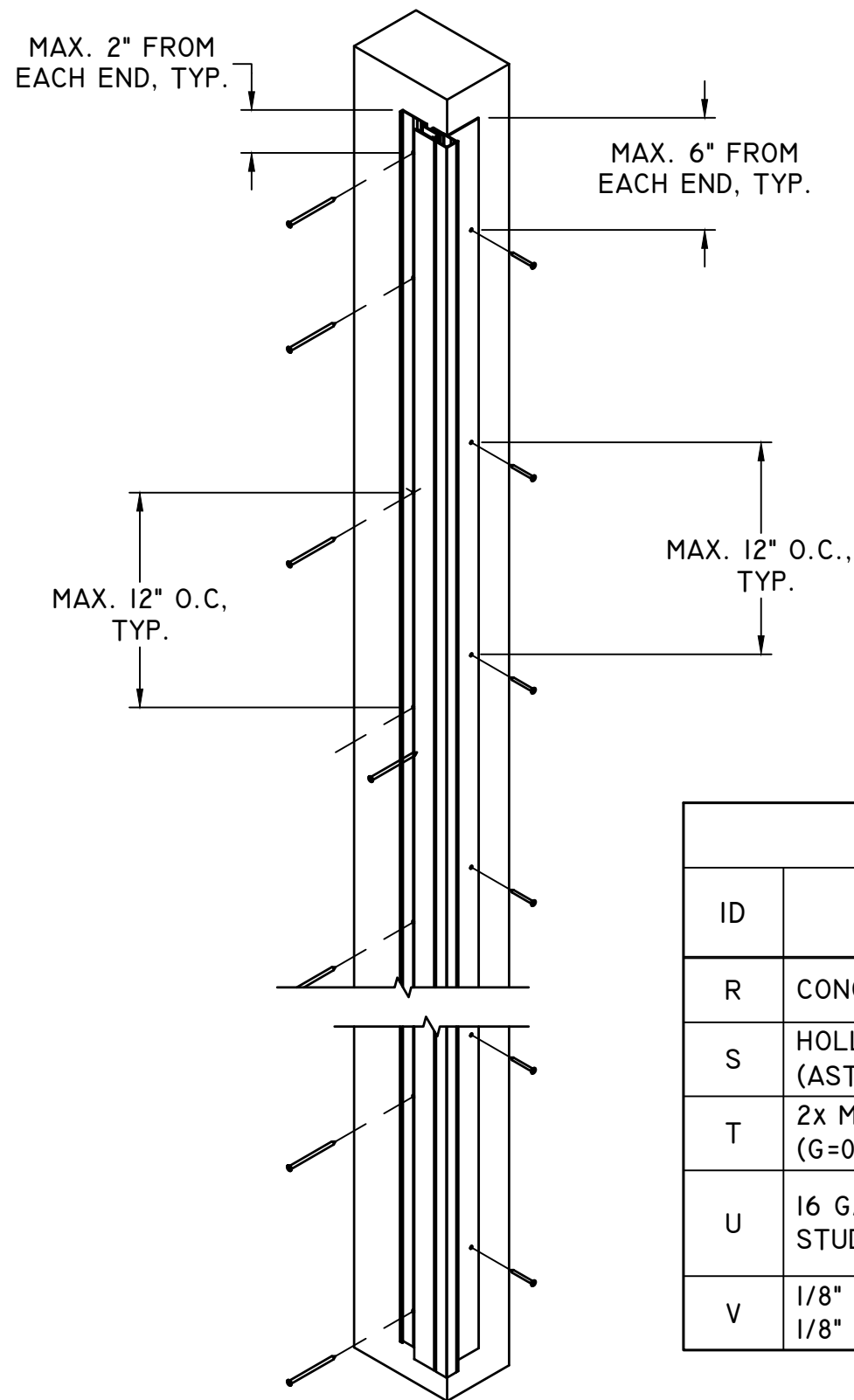



TABLE 2: P-HOOK INSTALLATION FASTENERS TABLE

ID	SUBSTRATE TYPE	ANCHOR TYPE	MIN. EDGE DISTANCE	MIN. EMBED.	MIN. ON-CENTER SPACING
R	CONCRETE (3.05 KSI MIN)	3/16" DEWALT ULTRACON+ COATED CARBON STEEL	1"	1"	3"
S	HOLLOW OR GROUT-FILLED CMU (ASTM C-90)	3/16" DEWALT ULTRACON+ COATED CARBON STEEL	1"	1-1/4"	3"
T	2X MIN. SPRUCE-PIN-FIR WOOD (G=0.42 MIN)	#8 GRADE 5 STEEL WOOD SCRW	1"	1-1/4"	3"
U	16 GAUGE (0.060") MIN. STEEL STUD, 33 KSI MIN. YIELD	#10-16 ITW-TEKS, DEWALT DRIL-FLEX, OR HILTI KWIK-FLEX SELF DRILLING SCREW	1/2"	FULL PLUS 3 THREADS MIN.	3"
V	1/8" ALUM. 6063-T5 MIN. OR 1/8" STEEL 33 KSI MIN.	#10-16 GRADE 5 SELF-TAPPING/DRILLING SCREW	1/2"	FULL PLUS 3 THREADS MIN.	3"

NOTES: -ALL SCREWS SHALL BE PAN OR HEX WASHER HEAD.
-PRE-DRILLING FOR ANCHORS INTO WOOD IS RECOMMENDED.
-CONCRETE/MASONRY SHALL NOT BE CRACKED.

TITLE: PERSPECTIVE MULTI-SLIDE PATIO DOOR HVHZ NON-IMPACT P-HOOK ANCHOR LAYOUT DETAILS	DATE	09.05.23		
	BY	LMH		
NO.	REVISION DESCRIPTION			
	A	N22-023 ADDED TEST SIZES		
DATE:	DWN BY:	CHK BY:	SCALE:	
05/16/22	LMH		NTS	



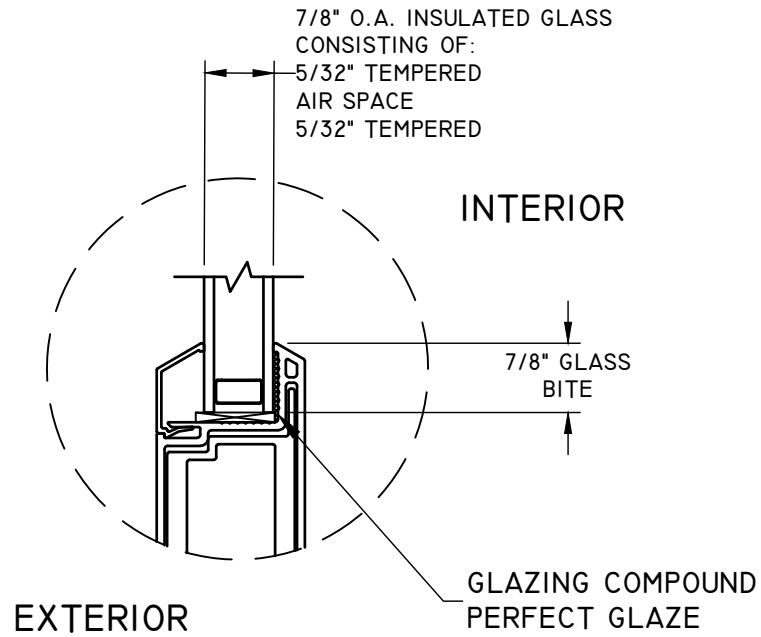
09/17/2023
LUCAS A. TURNER, P.E.
FL PE # 58201
TURNER ENGINEERING & CONSULTING, INC.
(COA # 29779)
2428 OLD NATCHEZ TRACE TRAIL, CAMDEN, TN 38320
PH. 941-380-1574

FL#: 41161

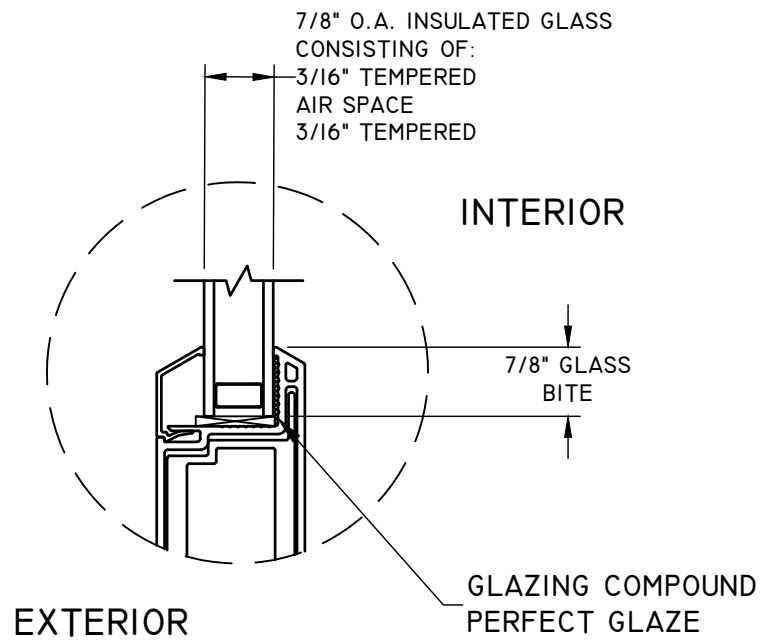
DWG #: PGW332

SHEET: 24 OF 27

SPLICE DETAILS

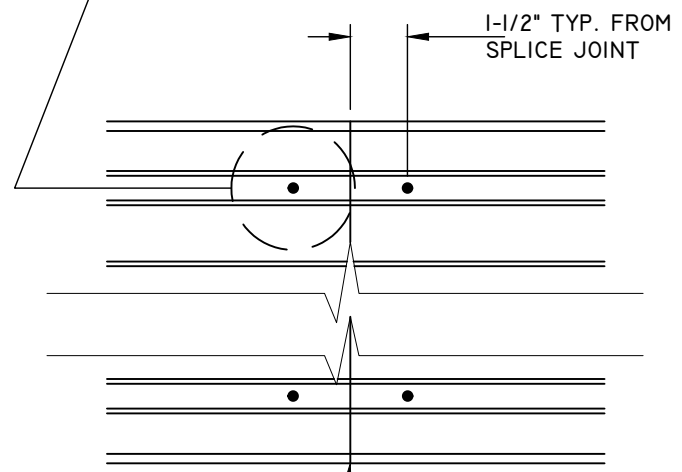
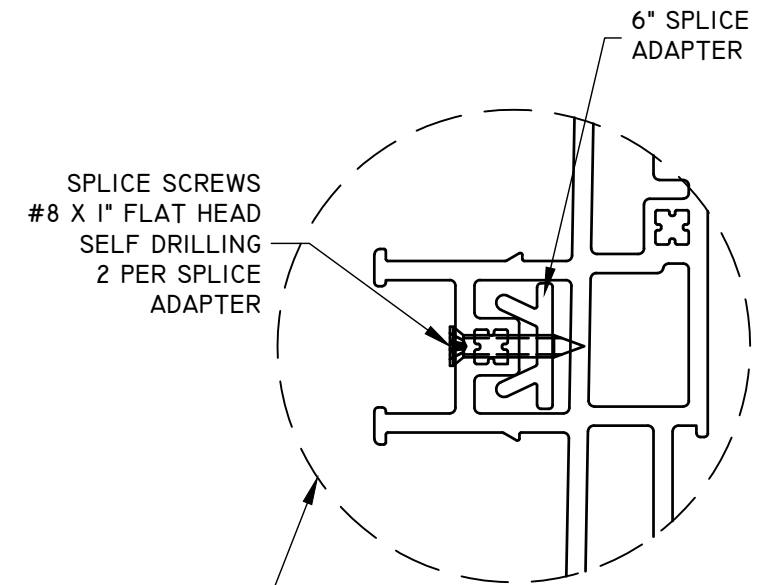


GLAZING DETAIL 1




GLAZING DETAIL 2

GLAZING NOTE:
GLASS THICKNESS AND TYPE SHALL COMPLY WITH
ASTM E-1300 GLASS CHART REQUIREMENTS.



APPLY SILICONE TO THE FACE
OF FRAME PROFILE BEFORE
CONNECTING SPLICE.

TITLE: PERSPECTIVE MULTI-SLIDE PATIO DOOR HVHZ NON-IMPACT GLAZING DETAILS & SPLICE DETAILS	DATE	BY	REVISION DESCRIPTION	NO.
	05/16/22	LMH	N22-023 ADDED TEST SIZES	A
DATE	DWN BY:	CHK BY:	SCALE:	
05/16/22	LMH		NTS	



09/17/2023
LUCAS A. TURNER, P.E.
FL PE # 58201
TURNER ENGINEERING &
CONSULTING, INC.
(COA # 29779)
2428 OLD NATCHEZ TRACE
TRAIL, CAMDEN, TN 38320
PH. 941-380-1574

FL#: 41161


DWG #: PGW332

SHEET: 25 OF 27

BILL OF MATERIALS

ITEM#	PART#	DESCRIPTION	MATERIAL
1	207973	2 TRACK HEAD & JAMB	PVC
2	207974	2 TRACK SILL	PVC
3	207975	3 TRACK HEAD & JAMB	PVC
4	207976	3 TRACK SILL	PVC
5	207977	4 TRACK HEAD & JAMB	PVC
6	207978	4 TRACK SILL	PVC
7	207979	HEAD & JAMB FILLER	PVC
8	207981	GLAZING BEAD .875" IG	PVC
9	207983	SILL COVER	PVC
10	207982	VINYL INTERLOCK 8-0 & 10-0 PANEL HEIGHT	PVC
11	207980	ASTRAGAL	PVC
12	207984	PANEL STILE & RAIL	PVC
13	230315	NAIL FIN	6063-T6 ALUMINUM
14	230316	FRAME ANCHOR PLATE	6063-T6 ALUMINUM
15	230317	ROLLER TRACK	6063-T6 ALUMINUM
16	230318	ASTRAGAL REINFORCEMENT	6063-T6 ALUMINUM
17	230319	RAIL REINFORCEMENT	6063-T6 ALUMINUM
18	230320	STILE REINFORCEMENT .125"	6063-T6 ALUMINUM
19	230322	STILE REINFORCEMENT .375"	6063-T6 ALUMINUM
20	230324	1-3/4" SILL RISER 50	6063-T6 ALUMINUM
21	230198	SPLICER ADAPTER	6063-T6 ALUMINUM
22	240016	FIXED PANEL CLIP	6063-T6 ALUMINUM
23	230332	P-HOOK	6063-T6 ALUMINUM
24	230333	POCKET DOOR T-BASE	6063-T6 ALUMINUM
25	420098	SILL TRACK COVER	SS
26	610027	PERFECT GLAZE HOT MELT BACK-BEDDING	
27	600162	.187 x .370 WEATHERSTRIP PILE	
28	600161	.187 x .300 WEATHERSTRIP PILE	
29	440184	#12 x 1" PHIL PH 18-8 SELF DRILLING SCREW	SS
30	440199	#12 x 1" PH PH SS SCREW PAINTED	SS
31	620055	1/16" X 1-1/16" X 2" SETTING BLOCK	NEOPRENE
32	620056	1/8" X 1-1/16" X 2" SETTING BLOCK	NEOPRENE
33		QUANEX SUPER SPACER PREMIUM	
34	230326	ALUMINUM INTERLOCK 10-0 PANEL HEIGHT @ P-HOOK	6061-T6 ALUMINUM

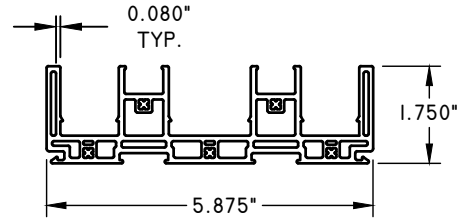
TITLE: PERSPECTIVE MULTI-SLIDE PATIO DOOR HVHZ NON-IMPACT BILL OF MATERIALS	DATE	09.05.23					
	BY	LMH					
	REVISION DESCRIPTION						
	NO.	A	N22-023 ADDED TEST SIZES				
DATE:	05/16/22	DWN BY:	LMH	CHK BY:		SCALE:	NTS



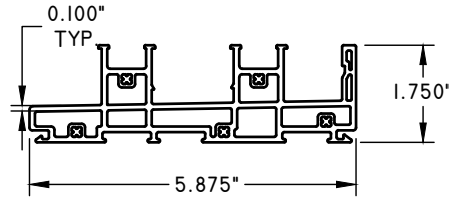
09/17/2023
LUCAS A. TURNER, P.E.
FL PE # 58201
TURNER ENGINEERING &
CONSULTING, INC.
(COA # 29779)
2428 OLD NATCHEZ TRACE
TRAIL, CAMDEN, TN 38320
PH. 941-380-1574

FL#: **41161**
DWG #: **PGW332**
SHEET: **26 OF 27**

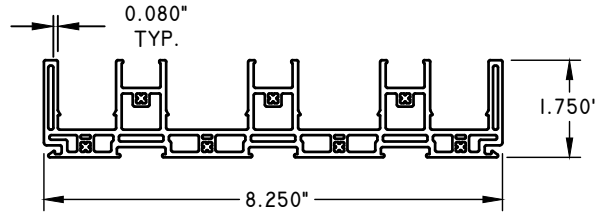
1 2 TRACK HEAD & JAMB PVC



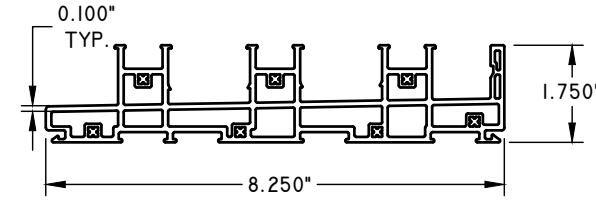
2 2 TRACK SILL PVC



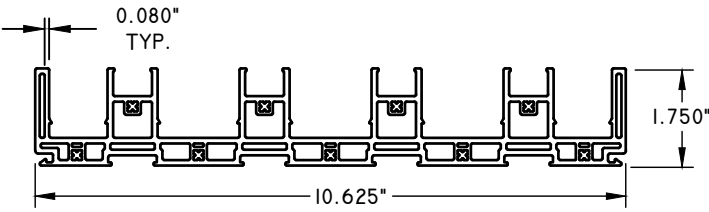
3 3 TRACK HEAD & SILL PVC



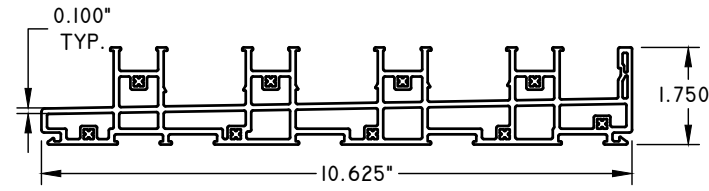
4 3 TRACK SILL PVC



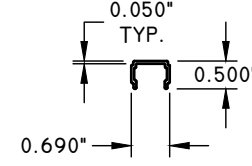
5 4 TRACK HEAD & JAMB PVC



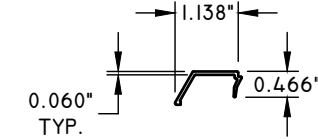
6 4 TRACK SILL PVC



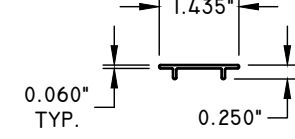
7 HEAD & SILL TRACK FILLER PVC



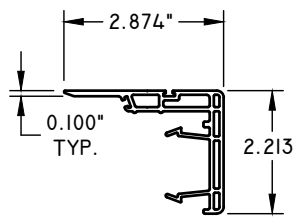
8 GLAZING BEAD PVC



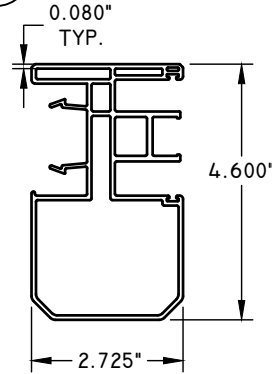
9 SILL COVER PVC



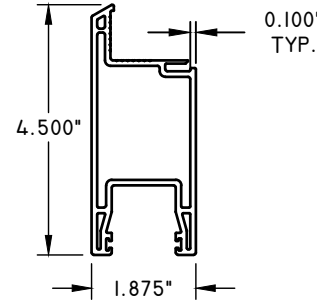
10 INTERLOCK PVC



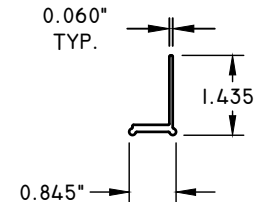
11 ASTRAGAL PVC



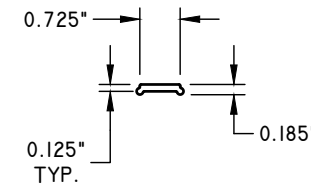
12 PANEL STILE & RAIL PVC



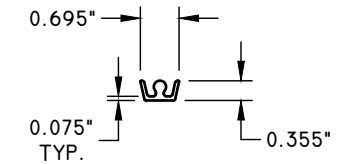
13 NAIL FIN ALUMINUM



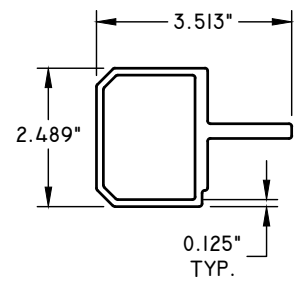
14 FRAME ANCHOR PLATE ALUMINUM



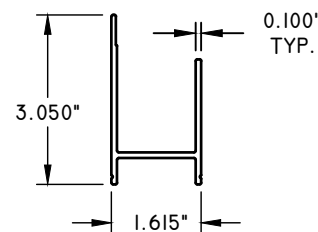
15 ROLLER TRACK ALUMINUM



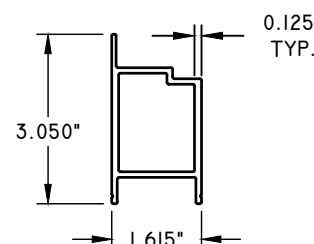
16 ASTRAGAL REINFORCEMENT ALUMINUM



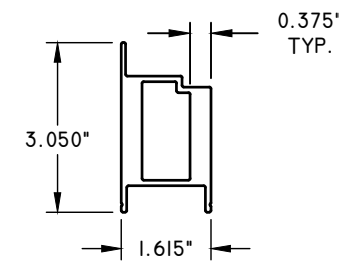
17 RAIL REINFORCEMENT ALUMINUM



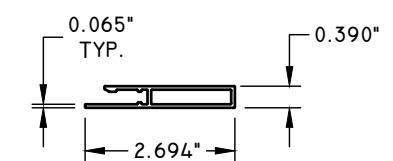
18 STILE REINFORCEMENT .125 ALUMINUM



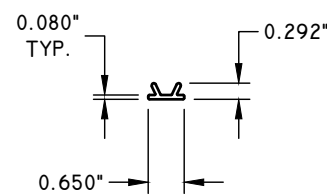
19 STILE REINFORCEMENT .375 ALUMINUM



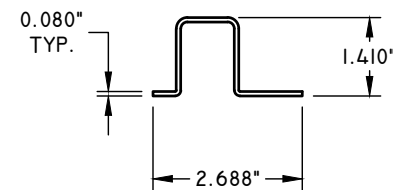
20 SILL RISER 50 ALUMINUM



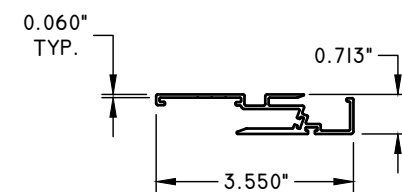
21 SPLICE ADAPTER ALUMINUM



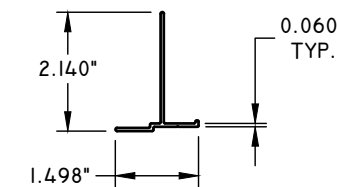
22 FIXED PANEL CLIP ALUMINUM



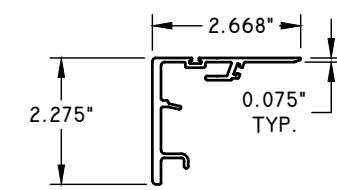
23 P-HOOK ALUMINUM




24 POCKET DOOR T-BASE ALUMINUM



34 INTERLOCK ALUMINUM



TITLE: PERSPECTIVE MULTI-SLIDE PATIO DOOR HVHZ NON-IMPACT COMPONENTS	DATE	09.05.23			
	BY	LMH			
	REVISION DESCRIPTION				
NO.	A	N22-023	ADDED TEST SIZES		
DATE:	05/16/22	DWN BY:	LMH	CHK BY:	
SCALE:	NTS				



09/17/2023
LUCAS A. TURNER, P.E.
FL PE # 58201
TURNER ENGINEERING & CONSULTING, INC.
(COA # 29779)
2428 OLD NATCHEZ TRACE
TRAIL, CAMDEN, TN 38320
PH. 941-380-1574

FL#: 41161

DWG #: PGW332

SHEET: 27 OF 27